

2025 ANNUAL PERFORMANCE REPORT

ANGUS
WATER POLLUTION
CONTROL PLANT &
COLLECTION SYSTEM



For the period of
January 1st, 2025 to December 31st, 2025

Prepared for the Corporation of the Township of Essa by the Ontario Clean Water Agency



REQUIREMENTS FOR ANNUAL PERFORMANCE REPORT

This annual performance report was prepared in accordance with Amended Environmental Compliance Approval No. 7826-BRPRAW for the Angus Water Pollution Control Plant as per section 11.(4) and with Environmental Compliance Approval #118-W601, Issue 1 for the Township of Essa Municipal Collection System.

ECA No. 7826-BRPRAW- SECTION 11 REPORTING REQUIREMENTS

(4) The Owner shall prepare performance reports on a calendar year basis and submit to the District Manager by March 31 of the calendar year following the period being reported upon. The reports shall contain, but shall not be limited to, the following information pertaining to the reporting period:

- (a) a summary and interpretation of all Influent monitoring data, and a review of the historical trend of the sewage characteristics and flow rates;
- (b) a summary and interpretation of all Final Effluent monitoring data, including concentration, flow rates, loading and a comparison to the design objectives and compliance limits in this Approval, including an overview of the success and adequacy of the Works;
- (c) a summary of all operating issues encountered and corrective actions taken;
- (d) a summary of all normal and emergency repairs and maintenance activities carried out on any major structure, equipment, apparatus or mechanism forming part of the Works;
- (e) a summary of any effluent quality assurance or control measures undertaken;
- (f) a summary of the calibration and maintenance carried out on all Influent and Final Effluent monitoring equipment to ensure that the accuracy is within the tolerance of that equipment as required in this Approval or recommended by the manufacturer;
- (g) a summary of efforts made to achieve the design objectives in this Approval, including an assessment of the issues and recommendations for pro-active actions if any are required under the following situations:
 - i. when any of the design objectives is not achieved more than 50% of the time in a year, or there is an increasing trend in deterioration of Final Effluent quality;
 - ii. when the Annual Average Daily Influent Flow reaches 80% of the Rated Capacity;

- (h) a tabulation of the volume of sludge generated, an outline of anticipated volumes to be generated in the next reporting period and a summary of the locations to where the sludge was disposed;
- (i) a summary of any complaints received and any steps taken to address the complaints;
- (j) a summary of all Bypasses, Overflows, other situations outside Normal Operating Conditions and spills within the meaning of Part X of EPA and abnormal discharge events;
- (k) a summary of all Notice of Modifications to Sewage Works completed under Paragraph 1.d. of Condition 10, including a report on status of implementation of all modification;
- (l) a summary of efforts made to achieve conformance with Procedure F-5-1 including but not limited to projects undertaken and completed in the sanitary sewer system that result in overall Bypass/Overflow elimination including expenditures and proposed projects to eliminate Bypass/Overflows with estimated budget forecast for the year following that for which the report is submitted;
- (m) any changes or updates to the schedule for the completion of construction and commissioning operation of major process(es) / equipment groups in the Proposed Works;
- (n) a summary of any deviation from the monitoring schedule and reasons for the current reporting year and a schedule for the next reporting year.

Table of Contents

1. System Description	5
2. Monitoring Program	6
2.1 Discharge Data Report (MECP)	6
2.2 Monitoring Report (WSER)	6
3. Monitoring Data Influent.....	6
3.1 Influent ECA Monitoring Program.....	6
3.2 Raw Sewage (Influent) Characteristics: Summary and Interpretation of Reporting Year	7
3.3 Raw Sewage (Influent) Characteristics: Review of Historical Trends.....	8
3.4 Raw Sewage (Influent) Flow: Summary and Interpretation of Reporting Year	11
3.4.1 Comparison of Influent Flow to Rated Capacity	12
3.5 Influent Flow and Volume: Review of Historical Trends.....	14
4. Effluent Monitoring	16
4.1 Effluent ECA Monitoring Program	16
4.2 Effluent Monitoring Data: Summary and Interpretation of Reporting Year and Comparison to Objectives and Limits	18
4.3 Effluent Flow: Summary and Interpretation of Reporting Year	24
4.4 Success & Adequacy of the System	25
5. Operational Issues and Corrective Actions	26
6. Maintenance Activities	30
6.1 Work Management System	30
6.2 Preventative Maintenance Activities	30
6.3 Emergency Repairs and Improvements	31
7. Effluent Quality and Control Assurance	31
7.1 Adherence to Provincial Regulations	31
7.2 Use of Accredited Laboratories.....	31
7.3 Operation by Licensed Operators	32
7.4 Sampling and Analysis.....	32
7.5 In-house Analysis	32
7.6 Calibrations	32
8. Calibration and Maintenance Procedures.....	32
9. Design Objectives	33
10. Sludge Production and Disposal	33
11. Community Complaints	35
12. Bypass, Spill or Abnormal Discharge Events.....	36

12.1	Emergency Bypass Events.....	36
12.2	Emergency Overflow Events.....	42
12.3	Spill and/or Abnormal Discharge Events.....	42
13.	Notice of Modification (Limited Operational Flexibility).....	45
14.	Conformance with Procedure F-5-1.....	45
15.	Changes to Schedule and Proposed Works.....	46
16.	Monitoring Schedule.....	47
17.	Municipal Sewage Collection System - Annual Performance Report.....	49
17.1	Description of the Works.....	50
17.2	Summary of Monitoring Data and Interpretation.....	51
17.3	Summary of Operating Problems Encountered and Corrective Actions Taken.....	51
17.4	Summary of Calibration, Maintenance, and Repairs.....	51
17.5	Community Complaints Received in Relation to the Sewage Works.....	52
17.6	Alterations to the Authorized System.....	52
17.7	Summary of Collection System Overflow(s) and Spill(s) of Sewage.....	52
17.8	Efforts Made to Reduce Collection System Overflows, Spills, STP Overflows, and/or STP Bypasses.....	52

List of Appendices

- Appendix A: Performance Assessment Report
- Appendix B: Facility Work Order Summary
- Appendix C: Calibration Reports
- Appendix D: Sludge Quality Analysis & Haulage
- Appendix E: Records of Bypass, Overflow and Spill Events
- Appendix F: Notice of Modification to the Sewage Works
- Appendix G: 2025 and 2026 Sampling Schedules & Requirements

The enclosed 2025 Annual Performance Report for the Angus Water Pollution Control Plant (WPCP) summarizes the performance and related activities in accordance with its Amended Environmental Compliance Approval (ECA) Number 7826-BRPRAW (issued on September 11, 2020) and with Environmental Compliance Approval #118-W601, Issue 1 for the Township of Essa - Angus Sanitary Sewer System- Municipal Collection System as per Section 4.0 elements 4.6 through 4.7 during the 'Reporting Period' of January 1, 2025 to December 31, 2025.

1. System Description

The Angus Water Pollution Control Plant (WPCP) is an extended aeration plant with tertiary treatment located at 147 Centre Street in Angus, Ontario. The Township of Essa is the Owner and Ontario Clean Water Agency (OCWA) is the operating authority of the WPCP and its collection system. As per ECA 7826-BRPRAW, the plant's rated capacity is 5,511 m³/d and its peak capacity is 11,911 m³/d. The major process units consist of: inlet works, preliminary treatment consisting of screening and grit removal, influent flow measurement, secondary treatment systems consisting of biological treatment in aeration tanks, secondary sedimentation in two clarifiers, and tertiary treatment consisting of a disk filtration system, phosphorus removal and UV disinfection.

Biosolids are managed through sludge digestion in a primary digester, stored in two sludge storage tanks (#1 and #2) and hauled off site for land application. The WPCP discharges the treated effluent via its outfall into the Nottawasaga River. Under approval from the Ministry of Environment, Conservation, and Parks (MECP) and as of November, 2024 the facility has been receiving hauled septage from the Baxter community, which contributes to influent loading and sludge generation. The facility is equipped with standby power in the event of a power failure.

An overview of the Angus Water Pollution Control Plant can be found in the following table.

Table 1. Angus Water Pollution Control Plant System Overview

Facility Name:	Angus Water Pollution Control Plant
Facility Type:	Extended Aeration with Tertiary Treatment
Plant Classification:	WWT II, WWC II
Works Number:	110003282
Rated Capacity:	5,511 m ³ /d
Discharge Point:	Nottawasaga River
Environmental Compliance Approval:	ECA Number 7826-BRPRAW (Issued September 11, 2020)
Municipal Collection System Environmental Compliance Approval:	ECA #118-W601, Issue 1 (Issued March 2, 2023)

2. Monitoring Program

2.1 Discharge Data Report (MECP)

The Ontario Clean Water Agency (OCWA) has an agreement with the Ministry of Environment, Conservation, and Parks (MECP) to submit quarterly discharge data for all OCWA operated municipal sewage treatment facilities 45 days at the end of each quarter. Monitoring data is submitted via the Ministry of Environment Wastewater System (MEWS). The MECP has these reports stored in a shared location where MECP Inspectors can obtain and review them. There are no limits/objectives for discharge for the quarterly Discharge Data Report.

2.2 Monitoring Report (WSER)

A monitoring report required under the Wastewater Systems Effluent Regulation (WSER) is submitted on a quarterly basis to the Government of Canada via the Effluent Regulatory Reporting Information System (ERRIS). The quarterly monitoring report requires that the following information be reported for the Angus WPCP:

- Number of days effluent was deposited
- Total volume of effluent deposited
- Average CBOD (limit of 25 mg/L)
- Average concentration of suspended solids (limit of 25 mg/L)

The monitoring reports can be found within the ERRIS. During the reporting period, all results for Q2, Q3, and Q4 average CBOD₅ and concentration of suspended solids were below the limits set out in WSER. Reportable non-compliances and exceedances were made for Q1. See *Section 5. Operational Issues and Corrective Actions* for more information. Additionally, testing is performed annually every April for Acute Lethality of the effluent to Rainbow Trout. The 2025 results showed 0% mortality. All WSER required monitoring and reporting obligations were met for the 2025 reporting period.

3. Monitoring Data Influent

Where ECA 7826-BRPRAW, section 11.4(a) requires:

“a summary and interpretation of all Influent monitoring data, and a review of the historical trend of the sewage characteristics and flow rates;”

3.1 Influent ECA Monitoring Program

As required by the most current ECA, Table 2 outlines the influent monitoring program at the Angus WPCP for the reporting period. Process performance monitoring uses additional in-house analysis of samples taken throughout the year for adjustment, and optimization. These parameters were analyzed by an accredited analytical laboratory (SGS Canada Inc., Lakefield,

Ontario). All required influent monitoring was completed in accordance with ECA 7826-BRPRAW Schedule D.

Table 2: Raw Sewage (Influent) Water Quality Monitoring Program and Sampling Points- as per ECA 7826-BRPRAW, Schedule D

Parameters ^{2A}	Sample Type	Minimum Frequency
Biochemical Oxygen Demand (BOD ₅)	24-hour Composite	Monthly
Total Suspended Solids (TSS)	24-hour Composite	Monthly
Total Phosphorous (TP)	24-hour Composite	Monthly
Total Kjeldahl Nitrogen (TKN)	24-hour Composite	Monthly

^{2A}Refer to Appendix A 2025 Annual Performance Report for monthly sample results

3.2 Raw Sewage (Influent) Characteristics: Summary and Interpretation of Reporting Year

The following parameters in Table 3 are not reportable as they do not have limits or objectives but are monitored as required by the ECA and used to characterize the contents of incoming sewage flow.

A summary of the influent laboratory results of samples taken and analyzed during the reporting period is in Table 3. Sample results are based on monthly 24-hour composite samples that were taken and analyzed by an accredited external laboratory.

No influent monitoring deviations or missed samples occurred during the 2025 reporting period.

Table 3: Raw Sewage (Influent) Quality Analysis for 2025

Month ^{3A}	Monthly Influent Concentrations (mg/L)			
	BOD ₅	Total Suspended Solids	Total Phosphorus	Total Kjeldahl Nitrogen
January	105.00	250.00	4.89	44.30
February	234.00	92.00	5.79	53.80
March	181.00	65.00	3.28	33.50
April	150.00	81.00	3.62	39.20
May	144.00	202.00	3.86	38.30
June	136.00	62.00	4.77	40.50
July	213.00	70.00	4.24	35.30
August	292.00	370.00	7.80	68.80
September	180.00	89.00	5.14	56.20
October	167.00	92.00	4.13	41.20
November	319.00	310.00	8.17	80.70
December	266.00	222.00	6.59	61.20

Month ^{3A}	Monthly Influent Concentrations (mg/L)			
	BOD ₅	Total Suspended Solids	Total Phosphorus	Total Kjeldahl Nitrogen
2025 Annual Average	198.92	158.75	5.19	49.42

^{3A}Refer to Appendix A 2025 Annual Performance Report for monthly sample results.

A review of the influent monitoring data indicates that the annual average BOD₅ concentration increased from 187.22 mg/L in 2023 to 213.67 mg/L in 2024, with a subsequent decrease to 198.92 mg/L in 2025. The annual average influent total suspended solids concentration increased from 103.3 mg/L in 2023 to 115.00 mg/L in 2024 and further increased to 158.75 mg/L in 2025.

The annual average influent total phosphorus concentration decreased from 4.65 mg/L in 2023 to 4.15 mg/L in 2024, followed by an increase to 5.19 mg/L in 2025. Similarly, the annual average influent total Kjeldahl nitrogen concentration decreased from 46.05 mg/L in 2023 to 42.54 mg/L in 2024 and increased to 49.42 mg/L in 2025.

Hauled septage from the Baxter community contributes to influent loading and may influence monthly variations in raw sewage characteristics. Seasonal precipitation and infiltration and inflow (I&I) conditions may also contribute to variability in influent concentrations.

3.3 Raw Sewage (Influent) Characteristics: Review of Historical Trends

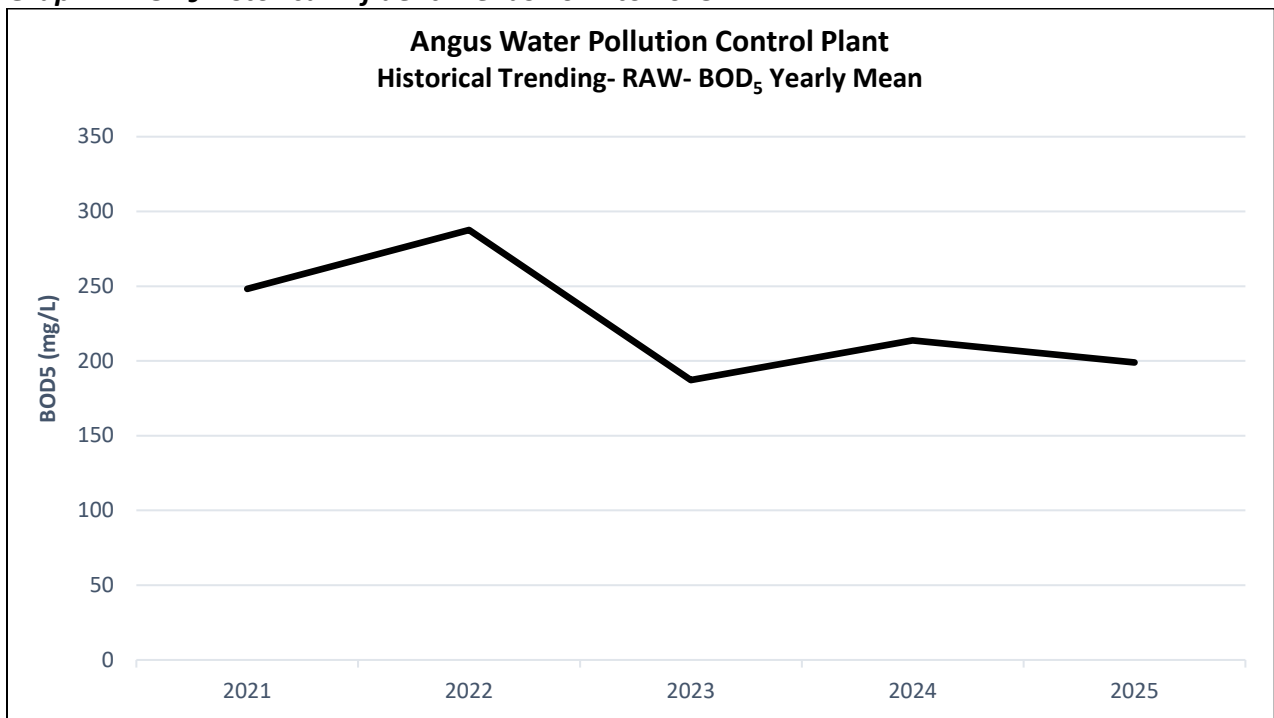
A review of the historical trends for influent sewage characteristics, shown in Graphs 1 to Graphs 4, indicates the following:

- BOD₅ – the annual average influent BOD₅ concentrations have exhibited variability over the period from 2020 through 2025. Following higher annual averages observed in 2021 (248.18 mg/L) and 2022 (287.59 mg/L), the average concentration decreased in 2023 to 187.22 mg/L. In 2024, the annual average BOD₅ concentration increased to 213.67 mg/L, which is comparable to concentrations observed in 2019 (219.00 mg/L). In 2025, the annual average BOD₅ concentration decreased to 198.92 mg/L. Graph 1 illustrates the annual BOD₅ concentration trends for the reporting period.
- Total Suspended Solids – the annual average influent TSS concentrations increased from 2019 (177.58 mg/L) through 2022, with averages of 229.91 mg/L in 2020, 258.45 mg/L in 2021, and 262.65 mg/L in 2022. A notable decrease in the annual average concentration was observed in 2023 (103.63 mg/L), with a similar annual average reported in 2024 (115.00 mg/L). In 2025, the annual average influent TSS concentration increased to 158.75 mg/L. Graph 2 illustrates the annual influent TSS concentration trends over the reporting period.
- Total Phosphorus – annual average influent total phosphorus concentrations observed in 2023 (4.65 mg/L) and 2024 (4.15 mg/L) were lower than those reported in earlier years,

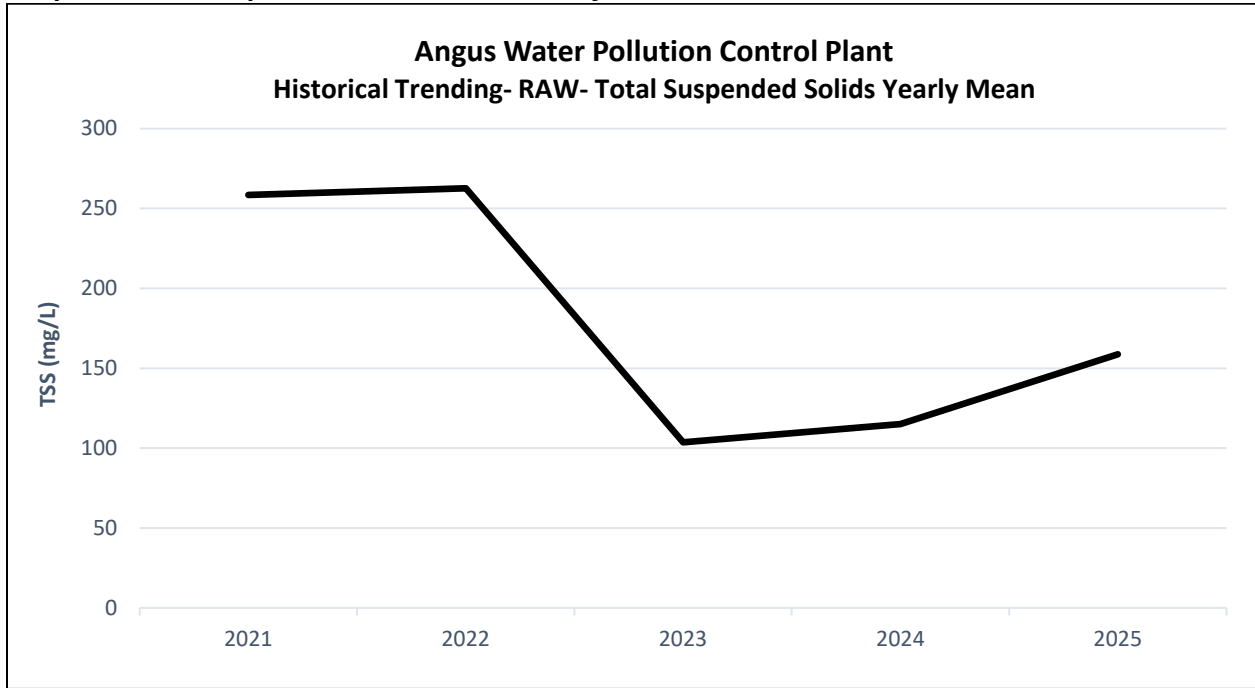
including 2019 (5.66 mg/L), 2020 (7.46 mg/L), 2021 (6.65 mg/L), and 2022 (6.84 mg/L). In 2025, the annual average total phosphorus concentration increased to 5.19 mg/L. Graph 3 illustrates the annual influent total phosphorus concentration trends over the reporting period.

- Total Kjeldahl Nitrogen – the annual average influent TKN concentrations reported in 2023 (46.05 mg/L) and 2024 (42.54 mg/L) were lower than those observed in earlier years, including 2019 (55.60 mg/L), 2020 (65.09 mg/L), 2021 (63.54 mg/L), and 2022 (64.69 mg/L). In 2025, the annual average influent TKN concentration increased to 49.42 mg/L. Graph 4 illustrates the annual influent TKN concentration trends over the reporting period.

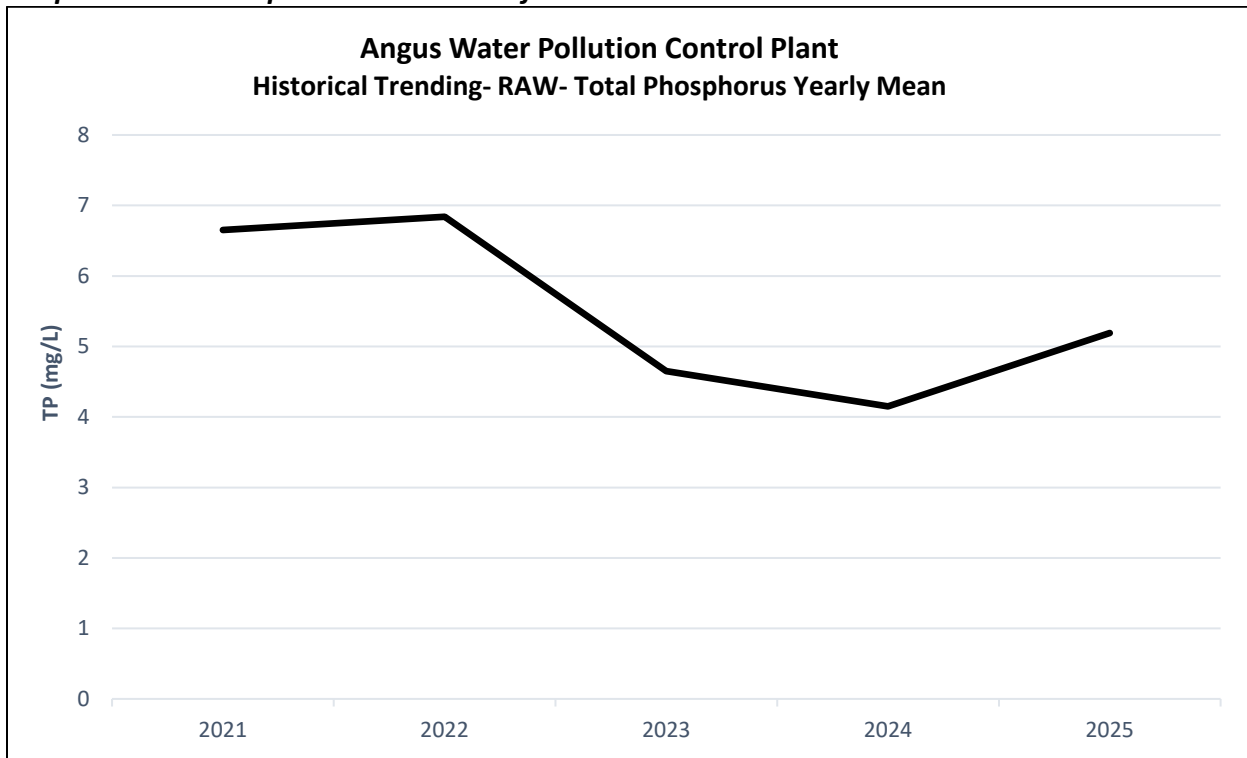
Graph 1: BOD₅ Historical Influent Trends 2021 to 2025



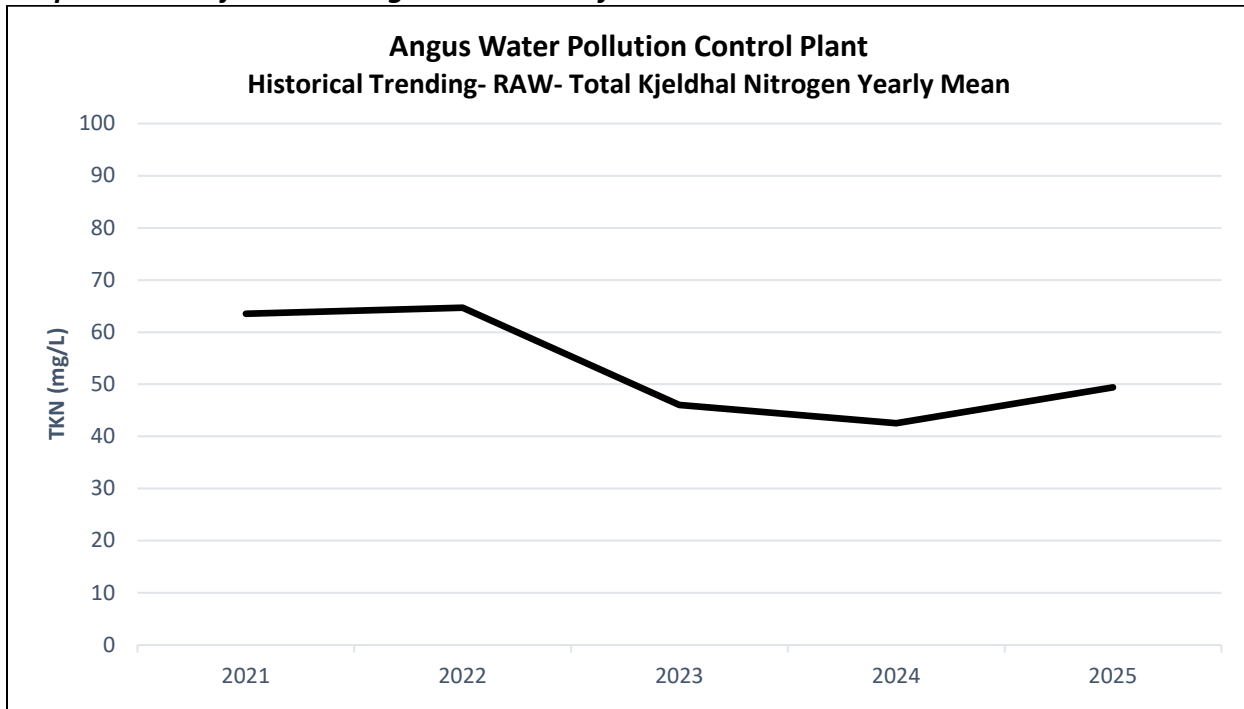
Graph 2: Total Suspended Solids Historical Influent Trends 2021 to 2025



Graph 3: Total Phosphorus Historical Influent Trends 2021 to 2025



Graph 4: Total Kjeldahl Nitrogen Historical Influent Trends 2021 to 2025



3.4 Raw Sewage (Influent) Flow: Summary and Interpretation of Reporting Year

The Rated Capacity listed in the most current ECA for Angus WPCP is 5,511 cubic metres per day (m³/d). Typically, the Rated Capacity listed in an ECA is determined based on the highest average annual flow during which the sewage treatment plant can consistently meet site specific effluent quality criteria (as per the Ontario Design Guidelines for Sewage Works); this is usually dictated by the most limiting treatment/process unit in the system. ECA No. 7826-BRPRAW Section 6(1) requires the Owner to design and undertake everything practicable to operate the Sewage Treatment Plant in accordance with its objective so that the Annual Average Daily Influent Flow is within the Rated Capacity of the Sewage Treatment Plant.

Based on the definition of the Rated Capacity, a single exceedance does not necessarily result in a non-compliance event, however, if a system continually exceeds its Rated Capacity, this could result in reduced treatment efficiency and lead to effluent objective exceedances. The annual average influent flow for 2025 was 3,069.24 m³/day, representing 56.18% of the rated capacity. All influent flow monitoring requirements under the ECA were met during the reporting period.

3.4.1 Comparison of Influent Flow to Rated Capacity

A summary of influent flows data and comparison to the Rated Capacity during the reporting period can be found in the below table and graph.

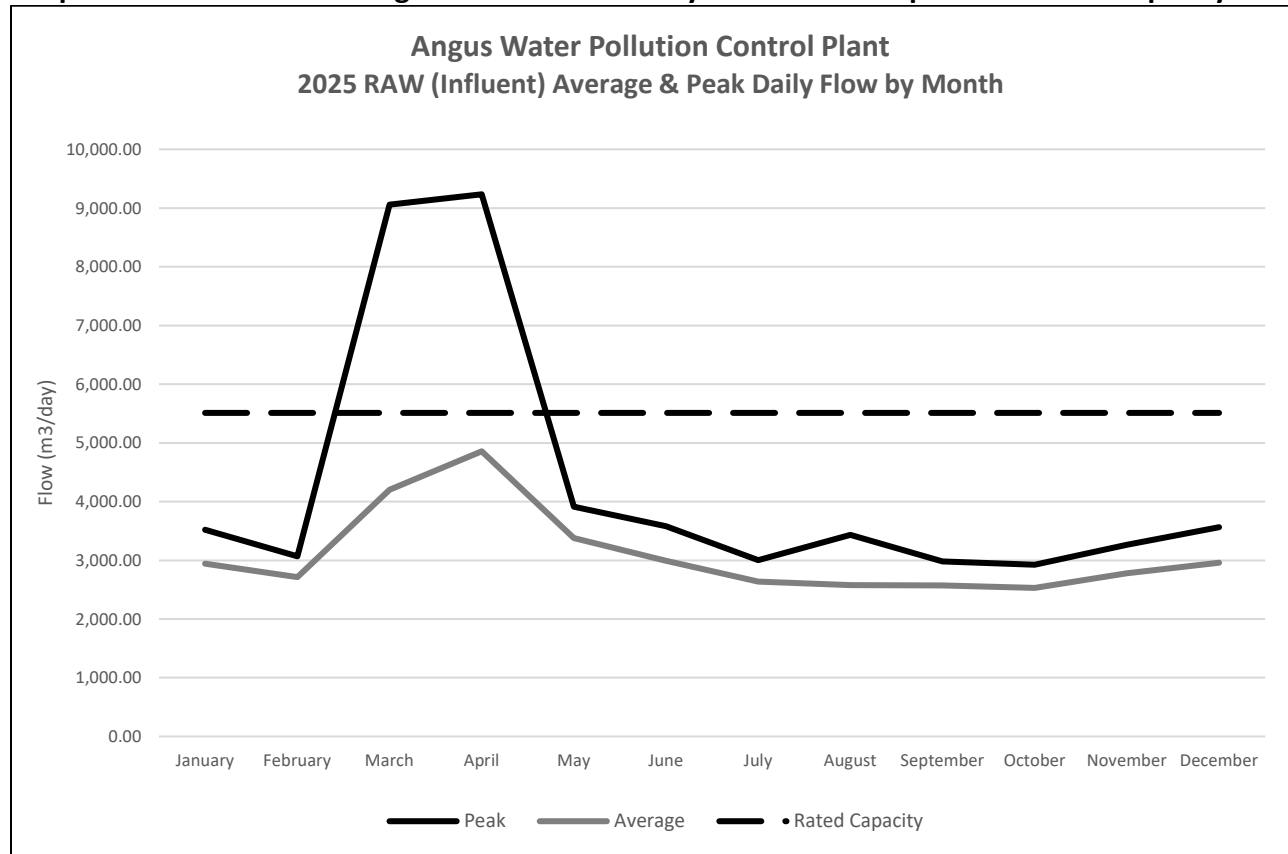
Table 4: 2025 Influent Flow Average and Maximum Daily Flow Data with Comparison to the Rated Capacity

Month	Average Influent Flow (m ³ /day)	% of Rated Capacity (5,511 m ³ /d)	Peak Influent Flow (m ³ /day)	% of Rated Capacity (5,511 m ³ /d)	Total Volume (m ³)
January	2,942.45	53.39%	3,521.00	63.89%	91,216.00
February	2,713.46	49.24%	3,067.00	55.65%	75,977.00
March	4,200.97	76.23%	9,059.00	164.38%	130,230.00
April	4,856.80	88.13%	9,234.00	167.56%	145,704.00
May	3,381.06	61.35%	3,915.00	71.04%	104,813.00
June	2,992.87	54.31%	3,583.00	65.02%	89,786.00
July	2,636.06	47.83%	3,001.00	54.45%	81,718.00
August	2,580.36	46.82%	3,435.00	62.33%	79,991.00
September	2,571.63	46.66%	2,980.00	54.07%	77,149.00
October	2,530.13	45.91%	2,925.00	53.08%	78,434.00
November	2,781.27	50.47%	3,264.00	59.23%	83,438.00
December	2,957.16	53.66%	3,562.00	64.63%	91,672.00
2025	3,096.24	56.18%	9,234.00	167.56%	1,130,128.00

Note: As per the ECA, 'Rated Capacity' is defined as "the Average Daily Flow for which the Works are approved to handle".

Note: As per the ECA, 'Average Daily Flow' is defined as "the cumulative total sewage flow to the sewage works during a calendar year divided by the number of days during which sewage was flowing to the sewage works that year".

Graph 5: 2025 Influent Average and Maximum Daily Flow Data Compared to Rated Capacity



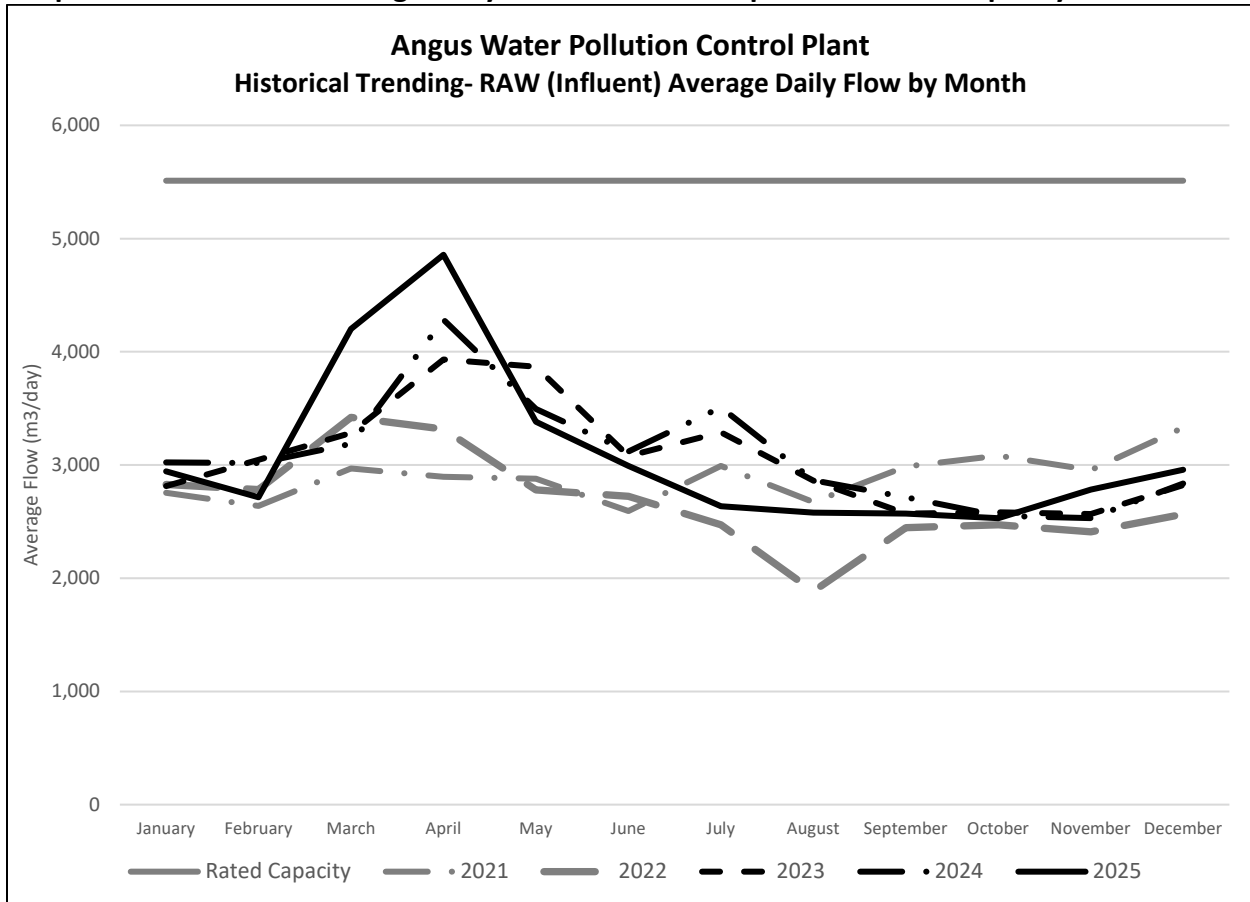
As per the ECA, if the Annual Average Daily Flow reaches/exceeds 80% of the Rated Capacity, current best practice is to assess the issue and provide recommendations for proactive actions. For 2025, the Annual Average Daily Flow was below 80% of the Rated Capacity. For details of monthly and annual influent flow information, refer to *Appendix A*.

During 2025, the Angus WPCP operated within the Environmental Compliance Approval (ECA) rated capacity. The annual average daily flow for the reporting period was 3,096.24 m³/day, representing 56.18% of the rated capacity. Peak daily flows were recorded on March 30, 2025, at 9,059.00 m³/day (164.38% of rated capacity), and on April 3, 2025, at 9,234.00 m³/day (167.56% of rated capacity). Both peak flow events were associated with significant seasonal rainstorm weather conditions, which resulted in rapid snowmelt and poor ground infiltration. No flow-related non-compliance events occurred.

3.5 Influent Flow and Volume: Review of Historical Trends

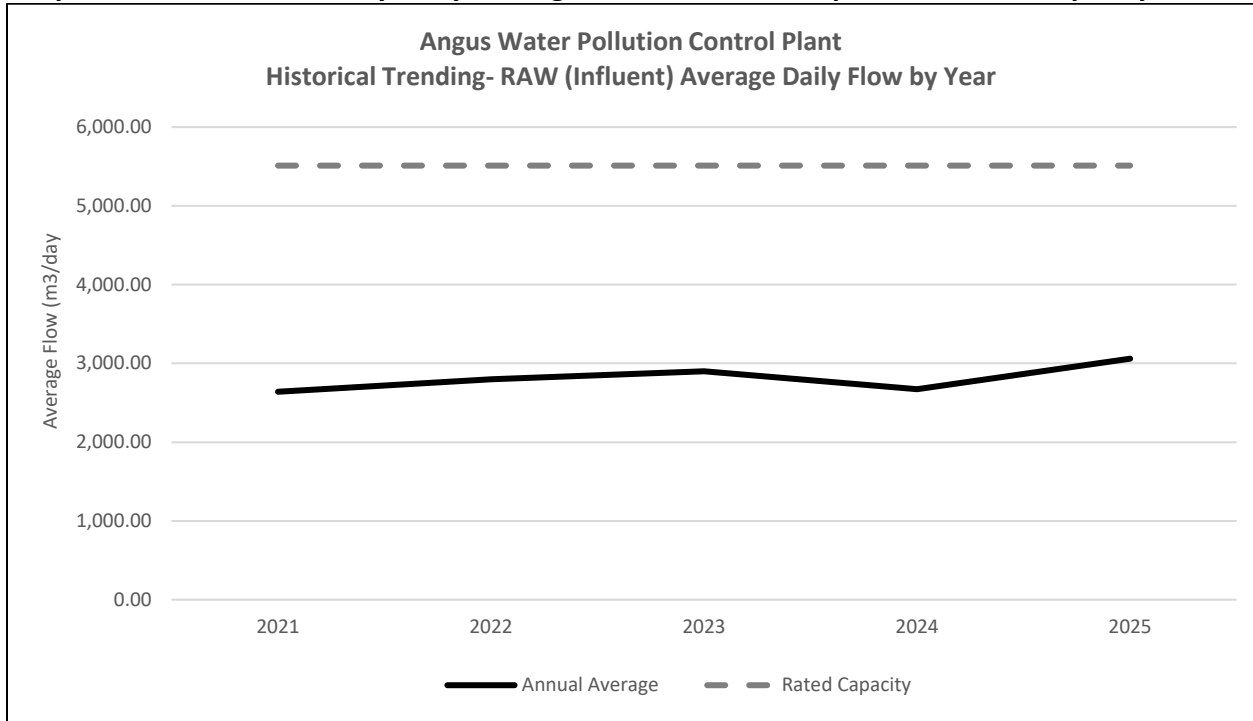
The below graphs show historical average raw (influent) daily flow by month (Graph 6) and by year (Graph 7) from 2021 to 2025.

Graph 6: 2021 to 2025 Average Daily Influent Flow Compared to Rated Capacity



The above graph indicates that average daily influent flows between 2021 and 2025 have remained generally consistent on a year-to-year basis, with no sustained upward or downward trend observed over the reporting period. Seasonal variability is evident, with the highest average daily flows typically occurring during the months of March and April. These elevated flows coincide with seasonal weather conditions, including increased precipitation and spring snowmelt, in conjunction with poor ground infiltration for this time of year. No long-term upward trend in influent flow was observed during the 2021 to 2025 period.

Graph 7: 2021 to 2025 Yearly Daily Average Influent Flow Compared to Rated Capacity



The total raw sewage volume of wastewater treated in 2024 was 1,132,343 m³, which was higher than the volume treated in 2023 (1,116,761 m³). In 2025, the total raw sewage volume treated was 1,130,128 m³, which is comparable to 2024 and slightly higher than 2023. The graph illustrates the historical trending of raw influent annual average daily flow at the Angus Water Pollution Control Plant from 2021 through 2025 in relation to the facility’s rated capacity of 5,511 m³/day. Over the five-year period, annual average daily flows have remained relatively consistent and well below the rated capacity.

Annual average daily influent flows increased gradually from 2021 through 2023, followed by a slight decrease in 2024. In 2025, the annual average daily influent flow increased to 3,096.24 m³/day, which is comparable to 2023 and represents approximately 56.18% of the rated capacity. This value is consistent with recent operating conditions and indicates stable influent loading to the facility.

Overall, the graph does not demonstrate a sustained upward or downward trend in annual average daily influent flows over the reporting period. All annual averages remain substantially below the rated capacity line, confirming that the Angus WPCP continues to operate within its approved capacity on an annual average basis. Minor year-to-year variability is evident and is consistent with normal seasonal and climatic influences on the collection system.

It should be noted that on June 6, 2024, Brookfield Properties Inc. was given permission by the Ministry of Environment, Conservation, and Parks (MECP) to haul raw sewage from the Baxter WWTP to Angus WPCP for further treatment and processing while the new wastewater treatment plant, approved by the Ministry under ECA 3580-CU6PVU to serve the new subdivision in Baxter, is under construction. Raw sewage is deposited into a 40 m³ balancing tank that was installed adjacent to the headworks at the Angus WPCP. During the 2025 reporting year, Angus WPCP received a total of 7,820.66 m³ of septage from Baxter. This hauled volume is included in the total annual influent volume reported for 2025.

4. Effluent Monitoring

Where ECA 7826-BRPRAW, section 11.4(b) requires:

“a summary and interpretation of all Final Effluent monitoring data, including concentration, flow rates, loading and a comparison of the design objectives and compliance limits in this Approval, including an overview of the success and adequacy of the Works;

Where: Condition 7 is “regarding compliance limits is imposed to ensure that the Final Effluent discharged from the Works to the environment meets the Ministry’s effluent quality requirements”

4.1 Effluent ECA Monitoring Program

The following table outlines the final effluent monitoring program at the Angus WPCP as required by the most current ECA for the reporting period. There are additional in-house samples taken and analyzed throughout the year in order to help with process performance monitoring, adjustment, and optimization. All required effluent monitoring was completed in accordance with ECA 7826-BRPRAW Schedule D.

Table 5: Final Effluent Monitoring Program- as per ECA 7826-BRPRAW, Schedule D

Parameter ^{5C}	Sample Type	Minimum Frequency
Carbonaceous Biochemical Oxygen Demand (CBOD ₅)	24-hour Composite	Weekly
Total Suspended Solids (TSS)	24-hour Composite	Weekly
Total Phosphorous (TP)	24-hour Composite	Weekly
Total Ammonia Nitrogen	24-hour Composite	Weekly
Total Kjeldahl Nitrogen (TKN)	24-hour Composite	Weekly
Nitrate as Nitrogen	24-hour Composite	Weekly
Nitrite as Nitrogen	24-hour Composite	Weekly
<i>E.Coli</i>	Grab	Weekly
pH ^{5A}	Grab	Weekly
Temperature ^{5A}	Grab	Weekly
Un-ionized Ammonia ^{5B}	As Calculated	Weekly

^{5A} As per ECA 7826-BRPRAW Schedule D, pH and temperature of the Final Effluent shall be determined in the field at the time of sampling for Total Ammonia Nitrogen.

^{5B} As per ECA 7826-BRPRAW Schedule D, the concentration of un-ionized ammonia shall be calculated using the total ammonia concentration, pH and temperature using the methodology stipulated in “Ontario’s provincial Water Quality Objectives” dated July 1994, as amended.

^{5C} Refer to Appendix A 2025 Annual Performance Report for monthly sample results.

The following tables outlines the final effluent objectives, limits and loadings at the Angus WPCP as per its most current ECA. The applicable effluent parameters are either “concentrations” expressed as milligrams per litre or “loadings” expressed as kilograms per day. As per Schedule C, concentration Limits for CBOD₅, TSS, TP, and TAN are reportable based on a monthly average effluent concentration, *E. Coli* based on a monthly Geometric Mean Density, pH based on a single sample result (inclusive, at all times), and the Loading Limits are reportable based on a monthly average daily effluent Loading.

Table 6: Final Effluent Design Objectives- as per Schedule B of ECA 7826-BRPRAW

Effluent Parameters	Concentration Objective (mg/L unless otherwise indicated)
Carbonaceous Biochemical Oxygen Demand (CBOD ₅)	5.0
Total Suspended Solids	5.0
Total Phosphorus	0.2
Total Ammonia Nitrogen- (June 1 – October 31)	0.4
Total Ammonia Nitrogen- (November 1 – March 31)	2.5
<i>E. Coli</i>	150 MPN/100 mL**
pH	6.5 to 8.5, inclusive

**If the MPN method is utilized for *E. coli* analysis the objective shall be 150 MPN/100 mL. The MPN method is utilized at the Angus WPCP.

Table 7: Final Effluent Design Limits- as per Schedule C of ECA 7826-BRPRAW

Effluent Parameters	Compliance Limit (mg/L unless otherwise indicated)	Loading Limit (kg/day unless otherwise indicated)	Reportable
CBOD ₅	10.0	55.0	Monthly
Total Suspended Solids	10.0	55.0	Monthly
Total Phosphorus	0.30	1.65	Monthly
Total Ammonia Nitrogen (June 1- October 31)	0.60	3.3 ^{7C}	Monthly
Total Ammonia Nitrogen (November 1- March 31)	3.10	17 ^{7C}	Monthly
<i>E. Coli</i>	200 MPN/100 mL ^{7A}	--	Monthly
Total Kjeldahl Nitrogen ^{7B}	N/A	N/A	N/A
Nitrate as Nitrogen ^{7B}	N/A	N/A	N/A

Nitrite as Nitrogen ^{7B}	N/A	N/A	N/A
pH of the effluent maintained between 6.0 to 9.5, inclusive			

^{7A}If the MPN method is utilized for *E. coli* analysis the limit shall be 200 MPN/100 mL. The MPN method is utilized for the Angus WPCP.

^{7B}As per ECA 7826-BRPRAW Schedule C, there are no objective or compliance limits for the parameters of TKN, Nitrate as Nitrogen, or Nitrite as Nitrogen, however these parameters must be sampled on a monthly basis based upon the sampling requirements for monitoring purposes.

^{7C}As per ECA 7826-BRPRAW Schedule C, the effluent loading limits for Total Ammonia Nitrogen are listed as 0.33 kg/d (June 1- October 31) and 1.7 kg/d (November 1- May 31). However, in an email dated March 25, 2022 from the MECP it was confirmed that the loading limits were inaccurately transcribed in the ECA and the loading limits for TAN should be 3.3 kg/d (June 1- October 31) and 17 kg/d (November 1- May 31). These corrected loading limits were applied during the 2025 reporting period.

4.2 Effluent Monitoring Data: Summary and Interpretation of Reporting Year and Comparison to Objectives and Limits

A review of the effluent monitoring data shows that the following parameters were within the objectives (as applicable) and limits set out in the most current ECA for the duration of the 2025 reporting period:

- TAN monthly average daily effluent loading
- *E.Coli* monthly geometric mean density

A review of the effluent monitoring data shows that the following parameters were within the limits set out in the most current ECA for the duration of reporting period but were unable to meet the objectives in the following instances:

- CBOD₅ monthly average daily effluent concentration – February, March, and April, 2025
- CBOD₅ monthly average daily effluent loading - February, 2025
- TSS monthly average daily effluent concentration – February, March, April, May, and December, 2025
- TP monthly average daily effluent concentration – February, March, April, May, and September, 2025
- TAN monthly average daily effluent concentration – February, 2025
- pH for 7 single samples (lower objective exceedances) out of 176 samples taken during the reporting year on April 30 – 6.26, June 30 – 6.43, July 3 – 6.34, August 6 – 6.36, September 25 – 6.48, September 29 – 6.26, and October 1 – 6.41

It should be noted that as per the ECA, the objectives are non-enforceable design objectives to be used as a mechanism to trigger corrective action proactively and voluntarily before environmental impairment occurs. Exceedances of objectives is not reportable.

A review of the effluent monitoring data shows that the following parameters were not within the limits set out in the most current ECA during the reporting period in the following instances and were reportable as non-compliance events with the ECA:

- CBOD₅ monthly average daily effluent concentration – February, 2025
- CBOD₅ monthly average daily effluent loading – February, 2025
- TSS monthly average daily effluent concentration – February, March, and April, 2025
- TSS monthly average daily effluent loading – February, March, and April, 2025
- TP monthly average daily effluent concentration – February, March, April, and September, 2025
- TP monthly average daily effluent loading – February, March, and April, 2025

The below tables compare monthly and annual data to the applicable ECA objectives and limits. For further details, refer to *Appendix A – Annual Flow and Effluent Quality Summary*

Table 8: Effluent Sampling Results: CBOD₅ and CBOD₅ Loading Concentrations

Month	Monthly Average Concentration (mg/L)	Within Monthly Objective Limit? (5.0 mg/L)	Within Monthly Compliance Limit? (10.0 mg/L)	Monthly Loading Limit (kg/d)	Within Loading Limit? (55.0 kg/d)
January	2.71	Yes	Yes	8.08	Yes
February	79.17	No	No	217.88	No
March	6.60	No	Yes	28.36	Yes
April	9.17	No	Yes	45.46	Yes
May	2.40	Yes	Yes	9.23	Yes
June	2.25	Yes	Yes	7.36	Yes
July	2.50	Yes	Yes	7.54	Yes
August	3.00	Yes	Yes	8.98	Yes
September	2.50	Yes	Yes	7.11	Yes
October	2.00	Yes	Yes	5.94	Yes
November	2.50	Yes	Yes	8.05	Yes
December	3.80	Yes	Yes	12.35	Yes
2025 Average	10.84	-	-	36.53	-

**As per the ECA, CBOD₅ Concentration Averaging Calculator is a Monthly Average Effluent Concentration*

**As per the ECA, CBOD₅ Loading Limits Concentration Averaging Calculator is a Monthly Average Daily Effluent Loading*

Table 9: Effluent Sampling Results: TSS and TSS Loading Concentrations

Month	Monthly Average Concentration (mg/L)	Within Monthly Objective Limit? (5.0 mg/L)	Within Monthly Compliance Limit? (10.0 mg/L)	Monthly Loading Limit (kg/d)	Within Loading Limit? (55.0 kg/d)
January	4.14	Yes	Yes	12.33	Yes
February	575.50	No	No	1,583.86	No
March	39.20	No	No	168.44	No
April	34.33	No	No	170.28	No
May	8.40	No	Yes	32.31	Yes
June	2.75	Yes	Yes	9.00	Yes
July	3.17	Yes	Yes	9.55	Yes
August	3.00	Yes	Yes	8.98	Yes
September	3.75	Yes	Yes	10.66	Yes
October	3.43	Yes	Yes	10.19	Yes
November	4.50	Yes	Yes	14.50	Yes
December	10.00	No	Yes	32.50	Yes
2025 Average	64.68	-	-	217.95	-

**As per the ECA, TSS Concentration Averaging Calculator is a Monthly Average Effluent Concentration*

**As per the ECA, TSS Loading Limits Concentration Averaging Calculator is a Monthly Average Daily Effluent Loading*

Table 10: Effluent Sampling Results: TP and TP Loading Concentrations

Month	Monthly Average Concentration (mg/L)	Within Monthly Objective Limit? (0.2 mg/L)	Within Monthly Compliance Limit? (0.3 mg/L)	Monthly Loading (kg/d)	Within Loading Limit? (1.65 kg/d)
January	0.19	Yes	Yes	0.55	Yes
February	17.39	No	No	47.86	No
March	0.64	No	No	2.77	No
April	0.51	No	No	2.50	No
May	0.24	No	Yes	0.94	Yes
June	0.07	Yes	Yes	0.21	Yes
July	0.09	Yes	Yes	0.26	Yes
August	0.08	Yes	Yes	0.25	Yes
September	0.34	No	No	0.96	Yes
October	0.14	Yes	Yes	0.41	Yes
November	0.13	Yes	Yes	0.42	Yes
December	0.20	Yes	Yes	0.66	Yes

Month	Monthly Average Concentration (mg/L)	Within Monthly Objective Limit? (0.2 mg/L)	Within Monthly Compliance Limit? (0.3 mg/L)	Monthly Loading (kg/d)	Within Loading Limit? (1.65 kg/d)
2025 Average	1.87	-	-	4.82	-

*As per the ECA, TP Concentration Averaging Calculator is a Monthly Average Effluent Concentration

*As per the ECA, TP Loading Limits Concentration Averaging Calculator is a Monthly Average Daily Effluent Loading

Table 11: Effluent Sampling Results: TAN and TAN Loading Concentration

Month	Monthly Average Concentration (mg/L)	Within Monthly Objective Limit? (0.4 mg/L June 1-Oct 31) (2.5 mg/L Nov 1-Mar 31)	Within Monthly Compliance Limit? (0.6 mg/L June 1-Oct 31) (3.1 mg/L Nov 1-Mar 31)	Average Monthly Loading (kg/d)	Within Loading Limit? (3.3 kg/d June 1-Oct 31) (17 kg/d Nov 1-Mar 31)
January	0.20	Yes	Yes	0.60	Yes
February	2.72	No	Yes	7.48	Yes
March	0.30	Yes	Yes	1.29	Yes
April	0.28	Yes	Yes	1.41	Yes
May	0.10	Yes	Yes	0.39	Yes
June	0.10	Yes	Yes	0.33	Yes
July	0.10	Yes	Yes	0.30	Yes
August	0.10	Yes	Yes	0.30	Yes
September	0.10	Yes	Yes	0.28	Yes
October	0.10	Yes	Yes	0.30	Yes
November	0.10	Yes	Yes	0.32	Yes
December	0.10	Yes	Yes	0.33	Yes
2025 Annual	0.39	--	--	1.33	--

*As per the ECA, TAN Concentration Averaging Calculator is a Monthly Average Effluent Concentration

*As per the ECA, TAN Loading Limits Concentration Averaging Calculator is a Monthly Average Daily Effluent Loading.

Table 12: Effluent Sampling Results: E.Coli Concentrations

Month	Monthly Geometric Mean Density (MPN/100 mL)	Within Monthly Objective Limit? (150 MPN/100 mL)	Within Monthly Compliance Limit? (200 MPN/100 mL)
January	18.68	Yes	Yes
February	3.35	Yes	Yes
March	3.82	Yes	Yes
April	9.87	Yes	Yes
May	15.67	Yes	Yes

Month	Monthly Geometric Mean Density (MPN/100 mL)	Within Monthly Objective Limit? (150 MPN/100 mL)	Within Monthly Compliance Limit? (200 MPN/100 mL)
June	1.57	Yes	Yes
July	15.91	Yes	Yes
August	10.32	Yes	Yes
September	11.41	Yes	Yes
October	14.14	Yes	Yes
November	17.76	Yes	Yes
December	76.33	Yes	Yes

*As per the ECA, E.Coli Concentration Averaging Calculator is a Monthly Geometric Mean Density

Table 13: Effluent Sampling Results: pH

Month	pH Min	pH Max	Number of Samples	Within Monthly Objective Limit? (6.5-8.5 Inclusive)	Within Monthly Compliance Limit? (6.0-9.5 Inclusive)
January	6.52	6.83	16	Yes	Yes
February	6.60	6.98	9	Yes	Yes
March	6.78	7.00	11	Yes	Yes
April	6.26	7.31	13	No	Yes
May	6.63	7.38	15	Yes	Yes
June	6.43	6.90	13	No	Yes
July	6.34	6.87	14	No	Yes
August	6.36	7.17	12	No	Yes
September	6.26	7.25	16	No	Yes
October	6.41	7.54	20	No	Yes
November	6.80	7.19	18	Yes	Yes
December	6.69	7.92	19	Yes	Yes

The following table represents parameters that do not have objectives and limits in the ECA but are required to be sampled as part of the monitoring program. A summary of the monthly sampling results is included in the table below.

Table 14: Additional Effluent Sampling Results: TKN, Nitrate as Nitrogen & Nitrite as Nitrogen

Month	Monthly Average Concentration TKN (mg/L)	Monthly Average Concentration Nitrate as Nitrogen (mg/L)	Monthly Average Concentration Nitrite as Nitrogen (mg/L)
January	0.70	25.93	0.09
February	0.77	25.75	0.18
March	0.70	19.88	0.20
April	0.98	16.74	0.14

Month	Monthly Average Concentration TKN (mg/L)	Monthly Average Concentration Nitrate as Nitrogen (mg/L)	Monthly Average Concentration Nitrite as Nitrogen (mg/L)
May	0.60	23.92	0.08
June	0.85	28.03	0.06
July	0.68	29.86	0.14
August	0.50	28.90	0.03
September	0.57	32.13	0.09
October	0.58	24.96	0.04
November	0.50	22.95	0.04
December	0.64	22.26	0.04
2025 Average	0.67	24.96	0.09

Table 15: Additional Effluent Sampling Results: Temperature and Un-ionized Ammonia

Month	Monthly Temperature Min (°C)	Monthly Temperature Max (°C)	Monthly Average Concentration Un-ionized Ammonia (mg/L as calculated)
January	12.00	16.80	< 0.001
February	12.50	14.50	< 0.001
March	12.90	14.30	< 0.001
April	12.30	15.90	< 0.001
May	14.70	16.80	< 0.001
June	16.70	19.90	< 0.001
July	18.80	21.10	< 0.001
August	19.50	21.00	< 0.001
September	18.80	20.80	< 0.001
October	16.40	20.40	< 0.001
November	15.60	17.20	< 0.001
December	13.30	15.60	< 0.001

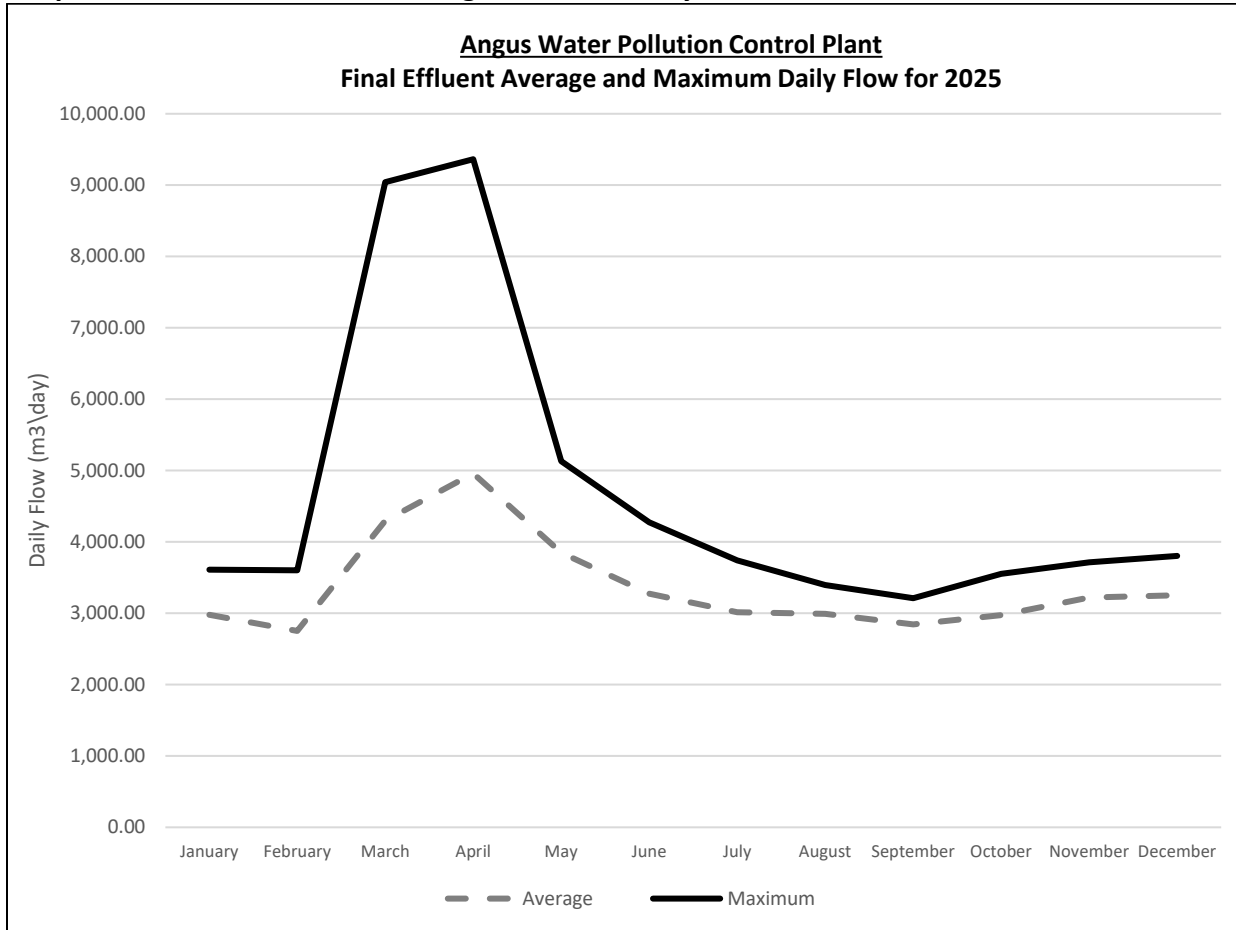
4.3 Effluent Flow: Summary and Interpretation of Reporting Year

The below table outlines the final effluent average daily flow data in 2025 and Graph 8 shows the final effluent daily and peak final effluent flow by month.

Table 16: Final Effluent Average Daily Flow and Peak Flow Data by Month for 2025

Month	Average Daily Effluent Flow (m³/day)	Peak Daily Effluent Flow (m³/day)	Total Effluent (m³)
January	2,976.65	3,613.00	92,276.00
February	2,752.14	3,602.00	77,060.00
March	4,297.00	9,041.00	133,207.00
April	4,959.47	9,363.00	148,784.00
May	3,846.61	5,132.00	119,245.00
June	3,272.20	4,276.00	98,166.00
July	3,016.32	3,743.00	93,506.00
August	2,993.10	3,396.00	92,786.00
September	2,843.80	3,211.00	85,314.00
October	2,972.84	3,553.00	92,158.00
November	3,221.80	3,715.00	96,654.00
December	3,249.97	3,803.00	100,749.00
2025	3,369.60	9,363.00	1,229,905.00

Graph 8: 2025 Final Effluent Average and Peak Daily Flow



During the reporting period, the annual average effluent flow was 3,369.60 m³/day. Peak daily effluent flows of 9,041.00 m³/day on March 30, 2025, and 9,363.00 m³/day on April 3, 2025, were recorded and corresponded with elevated influent peak flows observed on the same dates. These elevated flows coincided with seasonal weather conditions, including increased precipitation and spring snowmelt.

4.4 Success & Adequacy of the System

A review of the above tables shows that several effluent quality parameters were observed to be within ECA limits for the duration of the reporting period but did not meet the associated non-enforceable design objectives during specific months in 2025. These included instances of CBOD₅, Total Suspended Solids (TSS), Total Phosphorus (TP), TAN concentration, and isolated pH objective exceedances. As defined in the ECA, these objectives are intended as proactive performance indicators to trigger voluntary corrective actions prior to environmental impairment. Exceedances of objectives are not considered non-compliance and are not reportable to the Ministry.

During the reporting period, several parameters did not meet the enforceable effluent limits set out in the Environmental Compliance Approval (ECA) and were reported as non-compliance events. These occurrences primarily took place during February, March, and April 2025, with exceedances observed for CBOD₅, Total Suspended Solids (TSS), and Total Phosphorus, both in monthly average daily concentrations and loadings. These non-compliance events coincided with several bypass incidents that occurred during the same period. The bypass incidents were attributed to a combination of equipment failures and weather-related conditions, including elevated influent flows associated with significant precipitation events and spring snowmelt.

In accordance with ECA requirements, the flow-weighted arithmetic mean of all single sample results, including samples collected during bypass events, is required to be included in the calculation of monthly average effluent values. As a result, elevated effluent concentrations measured during bypass conditions contributed disproportionately to the monthly average calculations. This can significantly influence monthly averages during short bypass events. These elevated calculated monthly averages did not reflect typical plant performance under normal operating conditions.

Outside of these bypass-related events, overall plant performance remained stable and consistent with expected operating conditions for the facility. See *Section 5. Operational Issues and Corrective Actions* for more information.

Despite these isolated exceedances, overall plant performance remained stable, and the Angus WPCP continued to demonstrate adequate treatment capacity and operational effectiveness. The WPCP maintained compliance with ECA requirements for the majority of the reporting period, and no sustained or recurring trends of deteriorating effluent quality were identified.

5. Operational Issues and Corrective Actions

Where ECA 7826-BRPRAW, section 11.4(c) requires:

“A summary of all operating issues encountered and corrective actions taken;”

During the reporting period there were several operational issues which led to reportable non-compliances related to operational issues and bypass incidents, which is summarized below and includes any corrective actions taken:

- 1) February, 2025: Non-compliances were reported to the Ministry of Conservation, Environment, and Parks (MECP) on May 7, 2025 for exceedances of the monthly average effluent concentration and monthly average daily loading ECA limit exceedances for CBOD₅, TP, and TSS. Monthly sampling results are summarized below. A review of all sampling results obtained from the required composite weekly final effluent sampling indicates that all parameters' results were below both the compliance objectives and limits for the month of February however under ECA #7826-BRPRAW, sample results from bypass incidents must be

included in the overall monthly average results as a flow-weighted arithmetic means including all bypass days and non-bypass days. All exceedances noted above were the result of two bypass events which both occurred on February 17, 2025 and reported to the Spills Action Centre (SAC) as events #1-HJ28OA and #1-HGRJJR. These events produced final effluent with extremely elevated CBOD₅, TSS and TP results, which skewed the monthly averages. Details on the bypass incidents and the corrective measures taken to address them can be found in Section 12, *Bypass, Spill, or Abnormal Discharge Events*.

Effluent Parameter	Averaging Calculator	ECA Limit	Monthly Concentration
Carbonaceous Biochemical Oxygen Demand (CBOD ₅)	Monthly Average Effluent Concentration	10 mg/L	79.17 mg/L
Carbonaceous Biochemical Oxygen Demand (CBOD ₅)	Monthly Average Daily Effluent Loading	55 kg/day	217.878 kg/day
Total Suspended Solids	Monthly Average Effluent Concentration	10 mg/L	575.50 mg/L
Total Suspended Solids	Monthly Average Daily Effluent Loading	55 kg/day	1583.858 kg/day
Total Phosphorus	Monthly Average Effluent Concentration	0.30 mg/L	17.39 mg/L
Total Phosphorus	Monthly Average Daily Effluent Loading	1.65 kg/day	47.86 kg/day

- 2) March, 2025: Non-compliances were reported to the MECP on May 7, 2025 for exceedances of the monthly average effluent concentration and monthly average daily loading ECA limit exceedances for TP and TSS. Monthly sampling results are summarized below. A review of all sampling results obtained from the required composite weekly final effluent sampling indicates that all parameters' results were below both the compliance objectives and limits for the month of March. Aside from TP and TSS, all other parameters were below the monthly compliance and objective limits as set out in the facility ECA, with the exception of CBOD₅ which was below the limit but slightly above the objective. Under ECA #7826-BRPRAW, sample results from bypass incidents must be included in the overall monthly average results as a flow-weighted arithmetic means including all bypass days and non-bypass days. All exceedances noted above were the result of a bypass event which occurred on March 20 and was reported to the Spills Action Centre as event number #1-LJZ218. This event produced final effluent with elevated TSS and TP results which skewed the monthly averages. Details on the bypass incidents and the corrective measures taken to address them can be found in Section 12, *Bypass, Spill, or Abnormal Discharge Events*.

Effluent Parameter	Averaging Calculator	ECA Limit	Concentration
Total Suspended Solids	Monthly Average Effluent Concentration	10 mg/L	39.20 mg/L
Total Suspended Solids	Monthly Average Daily Effluent Loading	55 kg/day	168.442 kg/day
Total Phosphorus	Monthly Average Effluent Concentration	0.30 mg/L	0.64 mg/L
Total Phosphorus	Monthly Average Daily Effluent Loading	1.65 kg/day	2.767 kg/day

3) April, 2025: Non-compliances were reported to the MECP on May 7, 2025 for exceedances of the monthly average effluent concentration and monthly average daily loading ECA limit exceedances for TP and TSS. A review of all single sampling results obtained from the required weekly final effluent sampling indicates that all parameter results were below both the compliance objectives and limits for the month of April, with the exception of TP and pH single sample results taken on April 30, 2025, indicating good effluent quality for the month. The single samples were below the limit but slightly above the objective: TP was 0.28 mg/L (objective: 0.20 mg/L) and pH was 6.26 (objective 6.50). Overall, aside from TP and TSS, all other parameters were below the monthly average compliance and objective limits as set out in the facility ECA, with the exception of CBOD₅ which was below the limit but slightly above the objective due to the April 3, 2025 bypass results. Excluding the bypass results, the CBOD₅ monthly average would have been 2.0 mg/L. Under ECA #7826-BRPRAW, sample results from bypass incidents must be included in the overall monthly average results as a flow-weighted arithmetic means including all bypass days and non-bypass days. All exceedances noted above were the result of a bypass event which occurred on April 3, 2025 and was reported to the Spills Action Centre as event number #1-N8B037. This event produced final effluent with elevated TSS and TP results which skewed the monthly averages. Details on the bypass incidents and the corrective measures taken to address them can be found in Section 12, *Bypass, Spill, or Abnormal Discharge Events*. In addition to the bypass incident, which skewed the averages for the month of April, the Alum pump had been underperforming which affected the TP averages. Operations staff noticed a low dosage and in response the pump speed was increased but the dosage was still low. Staff then replaced the tubing on May 7th, 2025 and the pump began dosing well. The tubing will be replaced on a schedule going forward.

Effluent Parameter	Averaging Calculator	ECA Limit	Concentration
Total Suspended Solids	Monthly Average Effluent Concentration	10 mg/L	34.33 mg/L
Total Suspended Solids	Monthly Average Daily Effluent Loading	55 kg/day	170.27 kg/day
Total Phosphorus	Monthly Average Effluent Concentration	0.30 mg/L	0.51 mg/L

Effluent Parameter	Averaging Calculator	ECA Limit	Concentration
Total Phosphorus	Monthly Average Daily Effluent Loading	1.65 kg/day	2.505 kg/day

- 4) Quarter 1 (January 1 to March 31, 2025) – Non-compliance for WSER Exceedances under the Federal Fisheries Act was reported to the Spills Action Centre (SAC) under SAC Incident Number: 1-O7OFV8. The Angus WPCP follows a quarterly monitoring schedule and averaging period based on a system that discharges final effluent on average more than 2,500 m³/day but less than 17,500 m³/day. Sampling results taken in each quarter for CBOD₅ and Suspended Solids are averaged to produce a quarterly average. To comply with the Wastewater Systems Effluent regulations (WSER) under the federal Fisheries Act, final effluent from wastewater systems subject to WSER must meet the following standards during discharge from the final discharge point(s): Carbonaceous Biochemical Oxygen Demand (CBOD₅) – average is less than or equal to 25.00 mg/L and Suspended Solids – average is less than or equal to 25.00 mg/L. For Q1 2025, Angus WPCP produced a Q1 CBOD₅ average of 29.28 mg/L, limit is 25.00 mg/L, overage of 4.28 mg/L and Angus WPCP also produced a Q1 TSS average of 204.33 mg/L, limit is 25.00 mg/L, overage of 179.33 mg/L. The quarterly average was exceeded due solely to several emergency bypass incidents, which were previously reported to SAC and Environment Canada as bypass incidents #1-HJ28OA, #1-HGRJJR, and #1-LJZ218. The sampling results from these incidents produced elevated CBOD₅ and TSS results, which skewed the monthly averages and ultimately the quarterly average. These incidents are described above and in *Section 12. Bypass, Spill or Abnormal Discharge Events*. Corrective actions included: bypass incidents were promptly addressed and preventative and corrective maintenance was performed to ensure equipment is functioning properly. A review of the facility sampling results indicated that all required weekly composite final effluent samples were well below the 25.00 mg/L WSER requirements for CBOD₅ and TSS. All weekly final effluent results from January 1 to March 31, 2025 were within the more stringent ECA compliance limits of 10 mg/L. A review of historical WSER sampling results indicates that this is the first instance at Angus WPCP where the facility has exceeded the quarterly standards for both CBOD₅ and TSS. While outside of Q1, Angus WPCP is also subject to annual acute lethality testing under the federal Fisheries Act. Sample results were taken in Q2 on April 28, 2025 and analyzed by an accredited external laboratory. Sample results showed 0 mortality or impairment.
- 5) September, 2025: Non-compliances were reported to the MECP on November 14, 2025 for an exceedance of the monthly average effluent concentration for TP. Angus WPCP produced a monthly average final effluent concentration for TP for September 2025 of 0.34 mg/L. ECA Limit is 0.30 mg/L, an overage of 0.04 mg/L. Aside from TP, all other parameters in September were below the monthly average compliance and objective limits as set out in the facility ECA. Staff confirmed that the monthly average TP loading limit was not exceeded in September, 2025. The monthly average daily loading concentration was 0.96 kg/day and the ECA limit is 1.65 kg/day. The cause of the exceedance was due to alum pump issues – the peristaltic pump

was underperforming so the pump tubing was replaced. After a few days the pump was still underperforming and possibly defective. The tubing was replaced again and since then the pump has been working properly to achieve an effective dose of alum. Since replacement, no further non-compliances were reported for the year.

6. Maintenance Activities

Where ECA 7826-BRPRAW, section 11.4(d) requires:

“A summary of all normal and emergency repairs and maintenance activities carried out on any major structure, equipment, apparatus, or mechanism forming part of the Works;”

6.1 Work Management System

Planned maintenance, including scheduled and non-scheduled maintenance activities are scheduled using a computerized Work Management System (WMS) that allows user to:

- Enter detailed asset information
- Generate and process work orders
- Access maintenance and inspection procedures
- Plan, schedule, and document all asset related tasks and activities
- Access maintenance records and asset histories

Work Orders are automatically generated by the WMS program and are assigned to the applicable Operations staff accordingly.

Please refer to *Appendix B* for a complete summary of work orders completed during the reporting period.

6.2 Preventative Maintenance Activities

There were a number of preventative maintenance tasks completed throughout the reporting period. They are as follows:

- Annual calibrations
- Monthly and annual facility health & safety inspections
- Annual pump servicing and inspections
- Annual lifting equipment inspection
- Monthly oil checks
- Annual fuel storage inspection
- Weekly security inspections
- Monthly filter inspections
- Monthly blower/motor inspections
- Monthly UV inspections

Refer to *Appendix B* for a complete summary of preventative maintenance work orders completed during the reporting period.

6.3 Emergency Repairs and Improvements

There were a number of normal/emergency repairs and improvements completed during the reporting period, they are as follows:

- UV bulb replacements
- Rebuild sludge recirculating pump #1
- Sludge tower #1 leak/hole repair
- Generator coolant line repairs
- Sludge Tower #2 pressure transducer replacement
- Replacement of disk filter clothes

For a complete summary of preventative maintenance, repairs and improvement work orders completed during the reporting period, refer to *Appendix B – Facility Work Order Summary*.

7. Effluent Quality and Control Assurance

Where ECA 7826-BRPRAW, section 11.4(e) requires:

“A summary of any effluent quality assurance or control measures undertaken;”

Quality assurance and control measures undertaken during the reporting period include adherence to applicable provincial regulations, use of accredited laboratories, operation of the system by licensed operators, scheduled sampling and analysis, in-house laboratory analysis and calibration of equipment. The sections below provide further details of these measures.

7.1 Adherence to Provincial Regulations

The Ontario Clean Water Agency (OCWA) operates the Angus Water Pollution Control Plant (WPCP) in accordance with provincial regulations.

7.2 Use of Accredited Laboratories

During the reporting period, all chemical sample analyses were conducted by SGS (Lakefield) Canada Inc.; a laboratory audited by the Canadian Association for Laboratory Accreditation Inc. (CALA) and accredited by the Standards Council of Canada (SCC). Accreditation confirms that the laboratory has acceptable laboratory protocols and test methods in place. It also requires the laboratory to provide evidence and assurances of the proficiency of the analysts performing the test methods.

7.3 Operation by Licensed Operators

The WPCP was operated and maintained by licensed operators. The mandatory licensing program for operators of sewage treatment facilities in Ontario is regulated under the Ontario Water Resources Act (OWRA) Regulation 435/93 and Ontario Regulation 129/04. A Licensed individual has successfully passed the licensing exam and meets the education and experience requirements set out in the regulation.

7.4 Sampling and Analysis

The Ontario Clean Water Agency followed a sampling and analysis schedule that meets the requirements of the ECA.

7.5 In-house Analysis

To support process performance monitoring, adjustment, and optimization, in-house samples are routinely collected and analyzed at the WPCP laboratory. In-house analysis is conducted by licensed operators, using Standard Methods. The data generated from these tests is used to support operational decision making and assess treatment efficiency.

7.6 Calibrations

According to manufacturer recommendations, third-party and in-house calibrations were completed on various equipment and monitoring and analysis items. For details refer to *Section 8. Calibration and Maintenance Procedures*

8. Calibration and Maintenance Procedures

Where ECA 7826-BRPRAW, section 11.4(f) requires:

“A summary of the calibration and maintenance carried out on all Influent and Final Effluent monitoring equipment to ensure that the accuracy is within the tolerance of that equipment as required in this Approval or recommended by the manufacturer;”

The portable equipment used for influent and effluent monitoring and in house lab analysis were calibrated by Indus Control Inc. on July 23, 2025. The flow meters used to measure flow for the WAS, RAS, secondary influent, influent and effluent flows were calibrated between July 28 and 30, 2025 by Flowmetrix Technical Services Inc. All program parameters received a passing inspection with the exception of the RAS flowmeter. A copy of the calibration records is provided in *Appendix C*.

9. Design Objectives

Where ECA 7826-BRPRAW, section 11.4(g) requires:

“A summary of efforts made to achieve the design objectives in this Approval, including an assessment of the issues and recommendations for pro-active actions if any are required under the following situations:

- i. When any of the design objectives is not achieved more than 50% of the time in a year, or there is an increasing trend in deterioration of Final Effluent quality;*
- ii. When the Annual Average Daily Influent Flows reaches 80% of the Rated Capacity*

Where: Condition 6 is “imposed to establish non-enforceable effluent quality objectives which the Owner is obligated to use best efforts to strive towards on an ongoing basis. These objectives are to be used as a mechanism to trigger corrective action proactively and voluntarily before environmental impairment occurs and before the compliance limits of Condition 7 are exceeded.”

Best efforts were made to achieve the design objectives as per Amended Environmental Compliance Approval 7826-BRPRAW. Throughout the reporting period there were a few instances where Angus WPCP did exceedance the ECA design objectives, however none of the design objectives were exceeded more than 50% of the time during the reporting year, and there is no increasing trend of final effluent quality deterioration. See section 4.2 of this report for final effluent objective and limit exceedances.

During the reporting period, the annual average daily flow of raw sewage in was 3,069.24 m³/day or 56.18% of the rated capacity (5,511 m³/day), indicating that pro-active actions are not required as the works did not reach an annual average that was 80% or more of the rated capacity.

For 2025 best efforts were also made to ensure that the effluent from the works was free of floating and settleable solids and did not contain oil or any other substances in amounts sufficient to create a visible film or sheen or foam or discolouration on the receiving waters.

Refer to *Appendix A* for detailed Performance Assessment Report for the facility, including raw and final effluent discharge data and influent and effluent flow data.

10. Sludge Production and Disposal

Where ECA 7826-BRPRAW, section 11.4(h) requires:

“a tabulation of the volume of sludge generated, an outline of anticipated values to be generated in the next reporting period and a summary of the locations to where the sludge was disposed;”

Digested sludge produced at the Angus WPCP is either hauled to lagoon for storage and further processing or land-applied in accordance with the Nutrient Management Act 2002 and Ontario Regulation 267/03 by the Region of Huronia Environmental Services (ROHES) under Amended

Waste Management System Certificate of Approval #7383-4LAHXD, issued March 31, 2011. The below table shows a summary of sludge haulage in the reporting period:

Table 17: Biosolids Hauled from Angus WPCP

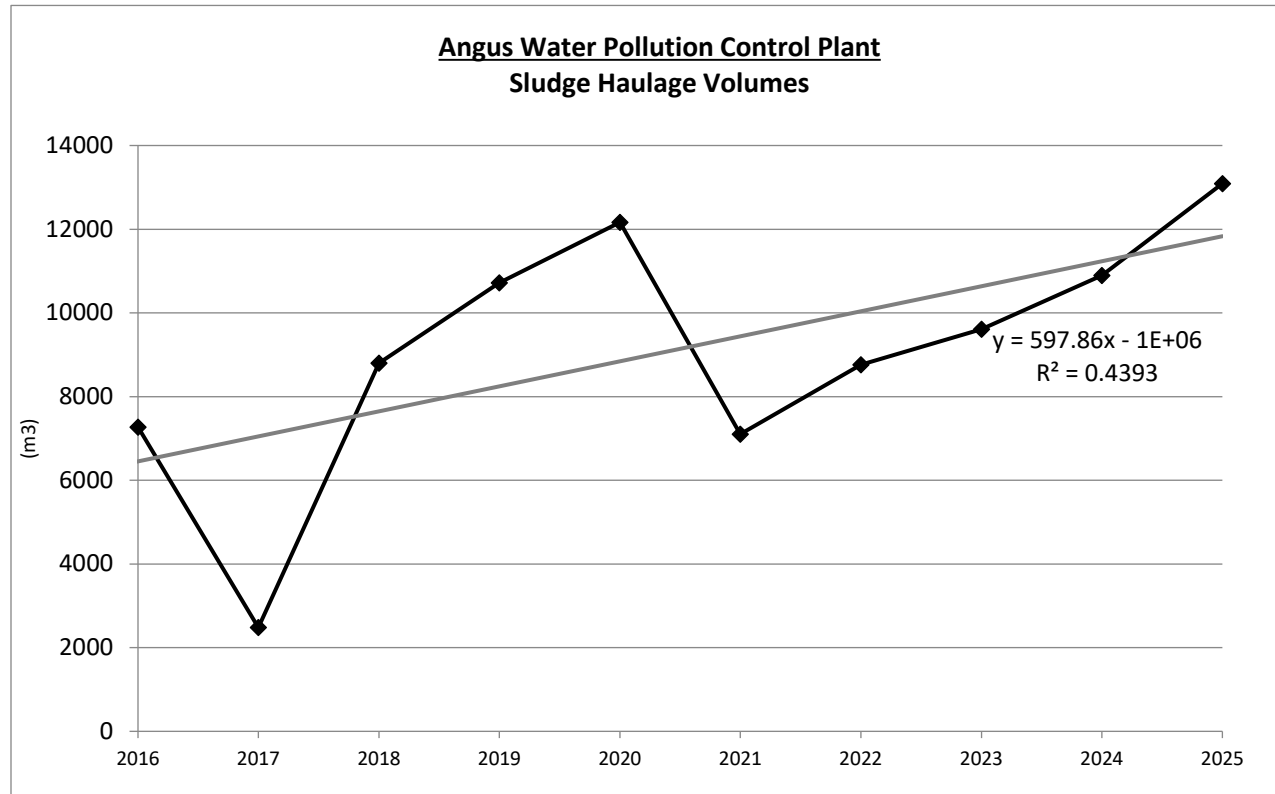
Month	NASM #	Hauled To	Volume (m ³)
February	N/A	RHOES 9 Lagoon	1,191.40
March	N/A	RHOES 4 and 7 Lagoon	1,401.40
April	N/A	RHOES 7 Lagoon	454.00
	24892	Whiteside- Field 1	816.00
	62164	Stephenson-Field:1	1,406.80
May	62180	Kerr-Field: SOUTH	1,479.20
June	N/A	RHOES 6 Lagoon	867.80
July	N/A	RHOES 6 Lagoon	1406.80
August	N/A	RHOES 9 Lagoon	42.00
	62620	Pauline-Field: 1	816.00
	24913	Scott-Field: 1	1,876.00
September	N/A	RHOES 9 Lagoon	420.00
November	N/A	RHOES 7 Lagoon	912.80
Total Hauled to ROHES 4 Lagoon:			1,023.40
Total Hauled to ROHES 7 Lagoon:			2,274.60
Total Hauled to ROHES 6 Lagoon:			1,744.80
Total Hauled to ROHES 9 Lagoon:			1,653.40
Total Hauled to Totals To NASM #24892, Farm 'Whiteside', Field '1':			816.00
Total Hauled to NASM #24913, Farm 'Scott', Field '1':			1,876.00
Total Hauled to NASM #62179, Farm 'Stephenson', Field '1':			1,406.80
Total Hauled to NASM #62180, Farm 'Kerr', Field 'SOUTH':			1,479.20
Total Hauled to NASM #62620, Farm 'Pauline', Field '1':			816.00
Total Sludge Haulage to Lagoon in 2025			6,696.20
Total Sludge Haulage to Field in 2025			6,394.00
Total Sludge Haulage in 2025			13,090.20

During the reporting period, a total volume of 13,090.20 m³ compared to 10,892.80 m³ of sludge was produced in 2024 and 2023 (10,172.00 m³). This represents a sludge haulage increase of 7.09% from 2023 to 2024, followed by a significantly larger increase of 20.17% from 2024 to 2025, indicating year-over-year growth in the amount of sludge being produced at the WPCP.

Biosolids produced at the Angus WPCP met all the quality criteria specified in the Regulation for the reporting period. A summary of the Angus WPCP sludge quantity and quality with a comparison to quality criteria can be referenced in *Appendix D*.

Typically, to estimate the volume of sludge generated in the next reporting period, a linear regression using data from the previous years is used. Based on the observed trend, the regression model estimates the sludge haulage volume for 2026 to be approximately 12,500 m³. Given the moderate strength of the correlation and the variability observed in historical data, this estimate should be interpreted as indicative rather than definitive.

Graph 9: Angus WPCP Sludge Haulage Regression



11. Community Complaints

Where ECA 7826-BRPRAW, section 11.4(i) requires:

“a summary of any complaints received and any steps taken to address the complaints;”

There is a standard operating procedure (SOP) in place outlining the steps required for receiving and addressing community complaints. All complaints are discussed and/or investigated, and resolved as required. Community complaints are logged in the facility logbook. Pertinent details are entered into the OCWA electronic database “Maximo.” This database contains the history of all complaints with the relevant information.

During the reporting period, there were no (0) complaints received for the WPCP by the operating authority.

12. Bypass, Spill or Abnormal Discharge Events

Where ECA 7826-BRPRAW, section 11.4(j) requires:

“a summary of all Bypasses, Overflows, other situations outside Normal Operating Conditions and spills within the meaning of the Part X of EPA and abnormal discharge events;”

During the reporting period there were seven (7) reportable bypass events, no overflow events, and two (2) spill and/or abnormal discharge events at the Angus WPCP. In all instances, reporting notifications were made in accordance with ECA 7826-BRPRAW Sections 6.(3)(4) and Sections 6.(3)(4) and quarterly summary reports of Bypass and Overflow Event(s) were prepared in accordance with the facility’s most current ECA, Sections 5.(6) and 6.(6). See the below sections 12.1 to 12.3 for further details. See *Appendix E* for all records of Environmental Incident Forms submitted during the reporting period.

12.1 Emergency Bypass Events

According to the facility’s most current ECA, Section 5(1) a bypass is prohibited, except in the event of an emergency bypass when a structural, mechanical, or electrical failure causes a temporary reduction in the capacity of the treatment process or when an unforeseen flow condition exceeds the design capacity of the treatment processes and could result in injury, loss of life, health hazard, basement flooding, severe property damage, equipment damage or treatment process upset, if a portion of the flow is not bypassed.

During the reporting period, seven (7) emergency bypass events occurred.

Date	Estimated Volume (m ³)	Details
2025/01/20	Emergency Bypass 150 m ³	SAC Reference Number: 1-GALPWI Bypass Location: Disk Filter #2 Bypass Date & Time: January 20, 2025. Exact time unknown, discovered at approximately 0830 hours Bypass Duration: approximately 45 minutes Bypass Contents: Partially Treated, UV Disinfected Effluent Bypass Volume: approximately 150 m ³ Bypass Discharge Location: Plant Outfall to the Nottawasaga River <u>Incident Description</u> - On January 20, 2025 at 0830 hours during routine checks, disk filter 2 was found to be bypassing the filter into the UV disinfection channel. The filter was fouled, causing it to flow slower than required to keep up with flow. <u>Corrective Actions</u>

Date	Estimated Volume (m ³)	Details
		<ul style="list-style-type: none"> - Operations staff isolated disk filter 2 and ran multiple manual backwash cycles, slowly bringing it back online. - High level alarm was tested to ensure functionality - the alarms were activated as required. - Samples were taken as required under the ECA <p><u>Reporting</u> Verbal and written notifications were made to the Spills Action Centre (SAC), Ministry of Health (MoH)- Simcoe Muskoka District Health Unit (SMDHU), Ministry of Environment, Conservation, and Parks (MECP) – Barrie District Office, and the Owner (the Township of Essa) on January 20 and 22, 2025 respectively. No further actions were advised.</p>
2025/01/24	Emergency Bypass 80 m ³	SAC Reference Number: 1-GI7JWT Bypass Location: Final UV disinfection system Bypass Date & Time: January 24, 2025, from 1040 to 1120 hours Bypass Duration: Approximately 40 minutes Bypass Contents: Partially Treated Filtered Effluent Bypass Volume: approximately 80 m ³ Bypass Discharge Location: Plant Outfall to the Nottawasaga River <p><u>Incident Description</u></p> <ul style="list-style-type: none"> - During the routine monthly generator testing, the UV unit failed. <p><u>Corrective Actions</u></p> <ul style="list-style-type: none"> - The final effluent flow was diverted back to the water pollution plant process until the UV disinfection unit failure could be diagnosed and repaired. - An electrical issue was found with the unit and promptly repaired, and the UV units were brought back online. - Samples were taken as required under the ECA <p><u>Reporting</u> Verbal and written notifications were made to SAC, MoH – SMDHU, MECP – Barrie District Office, and the Owner (the Township of Essa) on January 24 and 30, 2025 respectively. No further actions were advised.</p>
2025/01/31	Emergency Bypass 35 m ³	SAC Reference Number: 1-GTF027 Bypass Location: Disk filter #2 Bypass Date & Time: January 31, 2025 from 1703 to 1729 hours Bypass Duration: approximately 25 minutes Bypass Contents: Partially Treated, UV Disinfected Effluent

Date	Estimated Volume (m ³)	Details
		<p>Bypass Volume: approximately 35 m³ Bypass Discharge Location: Plant Outfall to the Nottawasaga River</p> <p><u>Incident Description</u></p> <ul style="list-style-type: none"> - On January 31, 2025 at 1703 hours operations staff received an alarm and upon arrival found disk filter #2 being bypassed and overflowing into the UV channel due to fouling on the filter. <p><u>Corrective Actions</u></p> <ul style="list-style-type: none"> - Operations staff isolated disk filter #2 and ran multiple manual backwash cycles; slowly bringing disk filter #2 back online - Samples were taken as required under the ECA. - On February 5, 2025 in response to the fouled filters, all filter media was replaced. <p><u>Reporting</u></p> <p>Verbal and written notifications were made to SAC, MoH – SMDHU, MECP – Barrie District Office, and the Owner (the Township of Essa) on January 31 and February 7, 2025 respectively. No further actions were advised.</p>
2025/02/17	Emergency Bypass 1,010 m ³	<p>SAC Reference Number: 1-HGRJJR Bypass Location: Disk filter #1 and #2 Bypass Date & Time: February 17, 2025, from 1130 hours to 1643 hours and from 2000 hours to 2345 hours Bypass Duration: approximately 7 hours and 13 minutes; 3 hours and 45 minutes; total: 10 hours and 58 minutes Bypass Contents: Partially Treated, UV Disinfected Effluent Bypass Volume: 457 + 553 = 1,010 m³ Bypass Discharge Location: Plant Outfall to the Nottawasaga River</p> <p><u>Incident Description</u></p> <ul style="list-style-type: none"> - On February 17, 2025 at 1134 hours, operations staff received a filter general alarm and arrived on site to find disk filter 1 being bypassed and flow overflowing into the UV channel due to a reject pit high level. - On February 17, 2025, at 2006 hours operations staff received a second alarm for filter reject pit high level. Upon arrival at 2015 hours, operations staff found both filters being bypassed and flow overflowing into the UV channel due to reject pit high level. <p><u>Corrective Actions</u></p>

Date	Estimated Volume (m ³)	Details
		<ul style="list-style-type: none"> - In response to the first incident on February 17, at 1200 hours operations staff manually opened the automated valve on the sludge slip tube that had automatically closed and waited for reject pit to return to normal operating level. - Operations staff started returning and manually backwashed filters and slowly brought the filters back online - Samples were taken as required under the ECA - In response to the second incident on February 17, at 2020 hours, operations staff stopped the backwash pump and manually opened the automated valve on sludge slip tube that had automatically closed; - Operations staff waited for reject pit level to return to normal operating level, ran multiple manual backwash cycles and slowly brought disk filters back online. - Samples were taken as required under the ECA. - Further investigation revealed that the high reject/WAS/RAS pit caused actuated clarifier slip tube valve to close automatically. In response, staff relabeled the high activated sludge wet well alarm to high reject/WAS/RAS pit alarm (Clarifier Slip Tube Closed). <p><u>Reporting</u> Verbal and written notifications were made to SAC, MoH – SMDHU, MECP – Barrie District Office, and the Owner (the Township of Essa) on February 17/18 and February 24, 2025 respectively. No further actions were advised.</p>
2025/03/20	Emergency Bypass 538 m ³	SAC Reference Number: 1-LJZ218 Bypass Location: Disk filter #1 and #2 Bypass Date & Time March 20, 2025, from 1939 hours to 2130 hours Bypass Duration: approximately 1 hour, 51 minutes Bypass Contents: Partially Treated, UV Disinfected Effluent Bypass Volume: 538 m ³ Bypass Discharge Location: Plant Outfall to the Nottawasaga River <u>Incident Description</u> <ul style="list-style-type: none"> - March 20, 2025 operations staff received a filter general alarm and upon arrival found disk filter 1 being bypassed and flow overflowing in UV channel. While on site, disk filter #2 also started bypassing and overflowing into the UV channel.

Date	Estimated Volume (m ³)	Details
		<ul style="list-style-type: none"> - Operations staff observed that the cause of the bypass was due to thickened sludge leaking into clarifier #2, due to a failed valve via the scum box. This failure caused high total suspended solids to go to both filters, plugging the filters. <p><u>Corrective Actions</u></p> <ul style="list-style-type: none"> - On March 20, 2025 at 2020 hours operations staff started manually backwashing the filters and stopped the thickened sludge from flowing into clarifier #2 by closing the backup valve and diverting as much flow as possible to the digester. - High incoming flows due to localized storm in the area made it impossible to divert all flow back to the digester. - Samples were taken as required under the ECA. - By 2330 hours the secondary effluent quality was back to a level that was okay for the filters to process, the filtration system was put back online. - Inspection and corrective maintenance of the failed valve was be scheduled for the Spring of 2025 (after spring sludge haulage when the line can be depressurized). Work was completed in the Spring by replacing the internal components of the valve and staff confirmed the failed valve is now working as required. A second valve, which is used to isolate the scum line, is also working as required. <p><u>Reporting</u></p> <p>Verbal and written notifications were made to SAC, MoH – SMDHU, MECP – Barrie District Office, and the Owner (the Township of Essa) on March 20/21 and March 26, 2025 respectively. No further actions were advised.</p>
2025/04/03	Emergency Bypass 2,598 m ³	<p>SAC Incident Number: 1-N8B037 Bypass Location: Disk filter #1 and #2 Bypass Date & Time: April 3, 2025 from 1029 hours to 1705 hours Bypass Duration: 6 hours and 36 minutes Bypass Contents: Partially Treated, UV Disinfected Effluent Volume: 2,598 m³ Bypass Discharge Location: Plant Outfall to the Nottawasaga River</p> <p><u>Incident Description</u></p> <ul style="list-style-type: none"> - On April 3, 2025 a significant weather event occurred in Angus, Ontario which brought continuous heavy rainfall and led to rapid snowmelt with poor ground infiltration.

Date	Estimated Volume (m ³)	Details
		<ul style="list-style-type: none"> - Operations staff received a high filter level alarm and upon arrival found both filters being bypassed and flow overflowing into the UV channel. The filters were unable to process/keep up with the high incoming flow from the collection system. <p><u>Corrective Actions</u></p> <ul style="list-style-type: none"> - Operations staff redirected flows and wasted to the digester to allow for filter maintenance, which included filter backwashing and deep cleaning. - Sodium hypochlorite was added to effluent during bypass event. - Samples were taken as required under the ECA <p><u>Reporting</u></p> <p>Verbal and written notifications were made to SAC, MoH – SMDHU, MECP – Barrie District Office, and the Owner (the Township of Essa) on April 3 and April 8, 2025 respectively. No further actions were advised.</p>
2025/07/23	Emergency Bypass 1,434 m ³	<p>SAC Incident Number: I-P7FEP5 Bypass Location: Bypassed Disk Filters #1 and #2 and UV disinfection unit Bypass Date & Time: July 23, 2025 from 1145 hours to 1424 hours Bypass Duration: 2 hours and 39 minutes Bypass Contents: Secondary Effluent Volume: 1,434 m³ Discharge Location: Plant Outfall to the Nottawasaga River</p> <p><u>Incident Description</u></p> <ul style="list-style-type: none"> - On Tuesday, July 22, 2025 at approximately 1530 hours the plant experienced a loss of power. Hydro One investigated the issue and determined the loss of power was due to a malfunctioning transformer near the plant. A high voltage repair company was booked for the morning of July 23, 2025 to further investigate the issue. OCWA electrical staff believe the issue was due to a dropped phase and back-feed from another source is masking the issue. Plant was left on generator power overnight and fuel levels, functionality was tested. Only essential equipment was run on the generator (Phase 2 power). - On Wednesday, July 23, 2025 at approximately 1148 hours the plant lost all power due to a generator fail and the ongoing transformer issue. The generator fail was due to a blown

Date	Estimated Volume (m ³)	Details
		<p>coolant line/leak causing the generator to overheat. The full loss of power caused the plant to enter into bypass (no power to run essential equipment like the UV units and both disk filters).</p> <p><u>Corrective Actions</u></p> <ul style="list-style-type: none"> - On July 23, 2025 operations staff made repairs to the coolant line on the generator and confirmed the generator was operational; restoring Phase 2 power (essential equipment only) to the plant. - Samples were taken as required by the ECA. - The transformer issue was still on-going from July 22, 2025 - On July 23, 2025 Hydro One made repairs to the transformer and power was returned in full to the plant. The plant was returned to normal operations by 2000 hours. <p><u>Reporting</u></p> <p>Verbal and written notifications were made to SAC, MoH – SMDHU, MECP – Barrie District Office, and the Owner (the Township of Essa) on July 23 and July 25, 2025 respectively. No further actions were advised.</p>

12.2 Emergency Overflow Events

According to the facility’s most current ECA, Section 6(1), any overflow is prohibited, except in the event of an emergency overflow situation when a structural, mechanical, or electrical failure causes a temporary reduction in the capacity of the Works, or when an unforeseen flow condition exceeds the design capacity of the Works and could result in personal injury, loss of life, health hazard, basement flooding, severe property damage, equipment damage or treatment process upset, if a portion of the flow is not overflowed.

During the reporting period, no (0) reportable overflow events occurred.

12.3 Spill and/or Abnormal Discharge Events

Under the facilities post current ECA, Section 11.(2) spills within the meaning of the Part X of Environmental Protection Act and abnormal discharge events must be reported.

During the reporting period, there were two (2) reportable spill(s) and/or abnormal discharge events.

Date	Estimated Volume (m ³)	Details
2025/06/25	Biosolids Spill 5 m ³	<p>SAC Reference Number: 1-ON4UPI Spill Location: On-site at the Angus WPCP, on land beside Sludge Tank 1. No material left the site or entered any waterways. Spill Date & Time: June 25, 2025 at 1550 to 1659 hours Spill Duration: 1hour and 9 minutes Spill Contents: Biosolids Spill Approximate Volume: 5 m³</p> <p><u>Incident Description</u></p> <ul style="list-style-type: none"> - On June 25, 2025 an OCWA Operator observed a small quantity of Biosolids on the ground near Sludge Tank 1 - Upon investigation, operations determined that a leak was occurring from Sludge Tank 1 due to a failed bolt causing a small hole in the side of the tank. <p><u>Actions Taken to Control Incident</u></p> <ul style="list-style-type: none"> - Operations staff transferred biosolids from Sludge Tank 1 to Sludge Tank 2 and contacted the Region of Huronia Environmental Services to arrange for Tank 1 cleanout. The tank was emptied for inspection and repair - Once the tower level was below the hole causing the leak on Sludge Tank 1, the transfer was stopped to Sludge Tank 2. - Sludge Tank 1 was inspected. Tank is currently offline and awaiting repairs. <p><u>Reporting</u></p> <p>Verbal notification was provided on June 25, 2025 to SAC, MoH-SMDHU, MECP local Barrie office, and Owner. Written notification was provided June 30, 2025. No further actions were advised.</p>
2025/08/18	Biosolids Spill 10 m ³	<p>SAC Incident Number: 1-PCDYYS Spill Location: Onsite on land at the Angus WPCP, near the Sludge Transfer Building/Parking lot area. No material left the site or entered any waterways. Spill Date & Time: Unknown; happened sometime between August 16 at 1600 hours and August 18 at 0730 hrs. Discovered August 18, 2025 at 0730 hrs. Most likely occurred on August 17, 2025 due to heavy rainfall occurring in the area. Spill Duration: Unknown Spill Volume: approximately 10 m³</p> <p><u>Incident Description</u></p> <ul style="list-style-type: none"> - On August 18, 2025 at 0730 hours, operations staff arrived on site and observed biosolids foam on the ground in the parking

Date	Estimated Volume (m ³)	Details
		<p>lot area and around the sludge transfer building from a spill that occurred from sludge tank 2.</p> <ul style="list-style-type: none"> - Sludge Tank 1 was offline awaiting repairs so only Sludge Tank #2 was in service and was at high levels. Staff were awaiting ROHES (Region of Huronia Environmental Services) to come and haul from the tank. - Heavy rainfall over the weekend added to high levels and caused the biosolids foam to spill from the tower and into the overflow basin. Normally, the material would flow into the RAS/WAS pit and be returned back to the headworks building but the foam was too thick that it blocked the line leading to the pit and spilled onto the land surrounding the tower instead. <p><u>Corrective Actions</u></p> <ul style="list-style-type: none"> - Operations staff contacted ROHES for cleanup of spill area. - On August 18, 2025 at 0920 hours ROHES arrived on site and assisted operations staff with the cleanup of the area. Further haulage of biosolids was scheduled and completed on August 19, 2025. - The pressure transducer in Sludge Tower #2 was replaced to provide more accurate readings of tower levels and allow for the high-level alarm in the tower to function as intended. - Operations staff were unable to take a sample as the material was foam and not salvageable. <p><u>Reporting/Notification to SAC/Health Unit/MECP</u></p> <p>Verbal notification was provided on August 18, 2025 to SAC, MoH-SMDHU, MECP local Barrie District Office, and Owner. Written notification was provided August 20, 2025. No further actions were advised.</p>

13. Notice of Modification (Limited Operational Flexibility)

Where ECA 7826-BRPRAW, Section 11.4(k) requires:

“a summary of all Notice of Modifications to Sewage Works completed under Paragraph 1.d. of Condition 10, including a report on status of implementation of all modification;”

Where: Schedule B, Section 1 is the “Limited Operational Flexibility Criteria for Modifications to Municipal Sewage Works.”

During the reporting period, there were no new notices of modification submitted to the Water Supervisor.

OCWA continues to use two products from the Notice of Modification #1 signed on May 5, 2016 in order to improve operations:

- XLR8 at the Angus WPCP and;
- MICROCAT – BioPOP at Pumping Station #3

XLR8 is a highly concentrated, scientifically developed, naturally bio-energized waste degrader which uses the power of highly diverse strains of bacterial/enzymatic activity to efficiently break down organic waste. On a weekly basis, Operations Staff brew 3 lbs. of XLR8 and add to the Digester(s) prior to transferring contents to the sludge storage tanks #1 and/or #2 at the Angus WPCP.

MICROCAT – BioPOP slowly dissolves and releases safe, naturally occurring microbes that can reduce odour and improve fat, oil, and grease degradation. It is to be suspended in Pumping Station No. 3 located at Mill Street and Commerce Road.

Refer to *Appendix F* for a copy of Notice of Modification #1 and correspondence with the MECP Barrie District Office regarding the Limited Operational Flexibility.

14. Conformance with Procedure F-5-1

Where ECA 7826-BRPRAW, Section 11.4(l) requires:

“a summary of efforts made to achieve conformance with Procedure F-5-1 including but not limited to projects undertaken and completed in the sanitary sewer system that results in overall Bypass/Overflow elimination including expenditures and proposed projects to eliminate Bypass/Overflows with estimated budget forecast for the year following that for which the report is submitted;”

In 2025, the Angus WPCP treatment and collection systems were operated at an adequate level to ensure the requirements outlined in the ECA are met on a reliable basis. OCWA continues to

promptly resolve operational issues related to bypass and overflows with emergency repairs and upgrade implementation and recommendations, as necessary.

There are various major upgrade and replacement projects outlined in the Capital Plan for upcoming work to aid in eliminating Bypass and Overflow events in the coming years that are summarized in the below table.

Table 19: Summary of Proposed Works to Eliminate Bypass/Overflow Events

Proposed Work	Estimated Budget Allocation	Estimated Forecast Date
Clarifier Cleanouts and Maintenance	\$15,000	2026
Annual Sewer Maintenance/Flushing	\$30,000	2026
Upsize filter reject pumps	\$50,000	2026

15. Changes to Schedule and Proposed Works

Where ECA 7826-BRPRAW, Section 11.4(m) requires:

“any changes or updates to the schedule for the completion of construction and commissioning operation of major process(es)/equipment groups in the Proposed Works;”

The Proposed Works section of the Angus WPCP most current ECA lists upgrades to the Tertiary Filtration System and the Sludge Management System. There were no new updates to the schedule during the reporting period for the completion of construction and commissioning operation. The below information was provided in previous years and remains the same.

Table 20: ECA Listed Proposed Works Completion, Commissioning and Status Updates

<p>Tertiary Filtration System</p> <ul style="list-style-type: none"> - Installation of a disk filter unit with higher Peak Flow Rate Capacity - Installation of a flow distribution weir to distribute flow between both disk filters - Removal of Sand Filter System <p>Comments: Implementation of this upgraded system will aid in the elimination of Overflow and Bypass events by increasing Peak Flow treatment capacities.</p> <p>Status: Completed. Disk Filter #2 Commissioned in January 2022</p>
<p>Sludge Management System</p> <ul style="list-style-type: none"> - Installation of a Rotary Drum Thickener - Installation of a Sludge Hopper with a TWAS Pump <p>Comments: A Rotary Drum Thickener will reduce the amount of sludge haulage by increasing sludge thickness and improving dewatering</p> <p>Status: Not Complete. The facility underwent an internal optimization program in 2023 with the final report issued on June 6, 2024. The report suggested several recommendations for</p>

improvement, including completing the Rotary Drum Thickener installation which is being explored.

16. Monitoring Schedule

Where ECA 7826-BRPRAW, Section 11.4(n) requires:

“a summary of any deviation from the monitoring schedule and reasons for the current reporting year and a schedule for the next reporting year;”

As per the ECA, Section 9(1) “the Owner shall, upon commencement of operations of the Works, carry out a scheduled monitoring program of collecting samples at the required sampling points, at the frequency specified or higher, by means of the specified sample type and analyzed for each parameter listed in Schedule D and record all results.

Where, Section 9(1) requires:

- (a) all samples and measurements are to be taken at a time and in a location characteristic of the quality and quantity of the sewage stream over the period of time being monitored and follow the Ministry publication “Protocol for the Sampling and Analysis of Industrial/Municipal Wastewater Version 2.0” (January, 2016) at the prescribed frequency.
- (c) at a frequency where (i) Weekly means once every week; (ii) Bi-weekly means once every two weeks; (iii) Monthly means once every month; and (iv) Quarterly means once every three months.”.
- (d) and that a schedule of the day of the week/month for the scheduled sampling shall be created and that the schedule be revised and updated every year through the rotation of the week/month for the sampling program.

As per the ECA, in 2025 the samples taken at Angus WPCP were taken on Wednesday and for 2026 samples are scheduled to be taken on Thursdays. During the reporting year, the Angus WPCP had the following deviations from the 2025 monitoring schedule:

Scheduled Sample Date	Deviated Sample Date	Type of Sample	Reason for Deviation
2025-02-05	2025-02-12	Monthly 24-hr Influent Sample and Monthly Grab Biosolids Sample	Biosolids tower underwent maintenance on scheduled sample day so sampling was postponed.

Scheduled Sample Date	Deviated Sample Date	Type of Sample	Reason for Deviation
2025-03-05	2025-03-06	Weekly 24-hr Composite Effluent Sample, Monthly 24-hr Influent Sample and Monthly Biosolids Sample	Operations were in training on scheduled sample day. Samples collected the next day.
2025-04-02	2025-04-30	Monthly 24-hr Composite Influent Sample	Operations staff were dealing with effects of extreme weather, rain, snowmelt, power outages, and flooding week of sampling.
2025-04-09	2025-04-10	Weekly 24-hr Composite Effluent Sample	The composite sampler was not started, routine weekly effluent samples were collected next day.
2025-08-6	2025-08-07	Weekly 24-hr Composite Effluent Sample	The composite sampler was not started, routine weekly effluent samples were collected next day.

The monitoring schedule (sampling calendar) for the next reporting year (2026) can be found in *Appendix G*. The sampling calendar was issued December 23, 2025 and designed to meet the monitoring program, frequency and schedule rotation requirements in the ECA as described above.

17. Municipal Sewage Collection System - Annual Performance Report

This report was prepared in accordance with the requirements of the Environmental Compliance Approval for a Municipal Sewage Collection Systems, Schedule E, Section 4.6.1.

Municipal Sewage Collection System ECA #	118-W601, Issue Number 1, Issued March 2, 2023
Sewage Works	Angus Sanitary Sewer System
Collection System Owner	The Corporation of the Township of Essa
Reporting Period	January 1, 2025 to December 31, 2025

Is the Annual Report available to the public at no charge on a website on the Internet?

Yes

Note: As per Schedule E, Section 4.7.1 of CLI-ECA #118-W601, the annual performance report must be made available, on request and without charge, to members of the public who are served by the Authorized System; and 4.7.2 must be made available, by June 1st of the same reporting year, to members of the public without charge by publishing the report on the Internet, if the Owner maintains a website on the Internet.

Location where Annual Performance Report required under CLI-ECA #118-W601, Schedule E will be available for inspection. (CLI-ECA #118-W601, Schedule E, Section 4.6.1 & 4.7.1):

- Township of Essa Municipal Office, 5786 Simcoe County Road 21, Utopia, Essa Township, ON, L0M 1T0
- <http://www.essatownship.on.ca>

Pursuant to Schedule E, sections 4.6.3 to 4.6.9, this Annual Performance Report shall:

- a) If applicable, includes a summary of all required monitoring data along with an interpretation of the data and any conclusion drawn from the data evaluation about the need for future modifications to the Authorized System or system operations.
- b) If applicable, include a summary of any operating problems encountered and corrective actions taken.
- c) Includes a summary of all calibration, maintenance, and repairs carried out on any major structure, Equipment, apparatus, mechanism, or thing forming part of the Municipal Sewage Collection System.
- d) Include a summary of any complaints related to the Sewage Works received during the reporting period and any steps taken to address the complaints.

- e) Include a summary of all Alterations to the Authorized System within the reporting period that are authorized by this Approval including a list of Alterations that pose a Significant Drinking Water Threat.
- f) Include a summary of all Collection System Overflow(s) and Spill(s) of Sewage.
- i. Dates;
 - ii. Volumes and durations;
 - iii. If applicable, loadings for total suspended solids, BOD, total phosphorus, and total kjeldahl nitrogen and sampling results for E.Coli;
 - iv. Disinfection, if any; and
 - v. Any adverse impacts(s) and any corrective actions, if applicable
- g) Includes a summary of efforts made to reduce Collection System Overflows, Spills, STP Overflows, and/or STP Bypasses, including the following items, as applicable:
- i. A description of projects undertaken and completed in the Authorized System that result in overall overflow reduction or elimination including expenditures and proposed projects to eliminate overflows with estimated budget forecast for the year following that for which the report is submitted.
 - ii. Details of the establishment and maintenance of a PPCP, including a summary of project progresses compared to the PPCP's timelines.
 - iii. An assessment of the effectiveness of each action taken.
 - iv. An assessment of the ability to meet Procedure F-5-1 or Procedure F-5-5 objectives (as applicable) and if able to meet the objectives, an overview of next steps and estimated timelines to meet the objectives.
 - v. Public reporting approach including proactive efforts.

17.1 Description of the Works

The Township of Essa Municipal Sewage Collection System is comprised of the Angus Sanitary Sewer System, which is owned by the Corporation of the Township of Essa and operated by the Ontario Clean Water Agency (OCWA). The Angus Sanitary Sewer System consists of works for the collection and transmission of sewage, consisting of 49,657 m of Sanitary Sewer and 1,924 m of forcemain. The discharge from SPS 1 is 7,171 m³/d, from SPS 2 is 4,416 m³/d, and from SPS 3 is 1,316 m³/d, into the Angus Water Pollution Control Plant (WPCP).

The sewage pumping stations in the Authorized system include:

- Sewage Pumping Station #1 (SPS 1) – located on Elizabeth Street in Angus is comprised of a wet well/dry well type sewage pumping station, with submersible VFD pumps. The SPS connected to a 200 mm diameter forcemain discharging to the Angus WPCP.

- Sewage Pumping Station #2 (SPS 2) – located on Centre Street in Angus, is comprised of a deep wet well type SPS, with two (2) submersible pumps connected to a 200 mm diameter forcemain discharging to the Angus WPCP.
- Sewage Pumping Station #3 (SPS 3) – located at Mill Street and Commerce Road, is comprised of a wet well type SPS with two (2) submersible pumps, discharging to the Angus WPCP.

Note that ECA #118-W601 makes reference to a fourth pumping station “Sewage Pumping Station Mill Street”. Described as a wet well type SPS with two (2) submersible pumps, located on Mill Street, that discharges 34 m³/d to the Angus WPCP. Upon review of the ECA this SPS appears to be a duplicate of PS #3, as there are not four SPSs in the authorized system. This error has been flagged for correction as part of ECA application review date.

The Angus Sanitary Sewer System contains no combined sewage pumping stations, no combined sewage storage structures and no combined storage tanks. The authorized collection system also contains no authorized combined sewer collection system overflow points and no authorized sanitary sewer overflow points.

17.2 Summary of Monitoring Data and Interpretation

No monitoring data was required within the municipal sewage collection system for the reporting period.

17.3 Summary of Operating Problems Encountered and Corrective Actions Taken

There was one (1) operational problem encountered within the municipal sewage collection system during the reporting period:

1. On September 2, 2025 the two (2) submersible pumps failed electrically at SPS 3. Both pumps were scheduled to be pulled and inspected by a third-party contractor (SPL) on September 2, 2025 but SPL was unable to pull pump #1 due to a broken chain. ROHES was contacted to pump down the pump station on September 5, 2025 and repairs were made to the broken chain. SPL returned on September 26, 2025, to pull pump #1. Both pumps appeared severely worn and damaged and required replacement. New pumps were ordered and were installed on March 5, 2026.

17.4 Summary of Calibration, Maintenance, and Repairs

All in-house monitoring equipment is calibrated/verified as per manufacturer’s recommendations. Preventative maintenance is scheduled for all equipment at the sewage treatment plant and pumping stations at regular frequency (frequency depends on the equipment and type of maintenance). Maintenance activities are scheduled within the work

management system (WMS), upon completion, the operators set the work order to complete. On a monthly basis, preventative work orders are reviewed for completion.

The following is a summary of work completed during the reporting period.

- Annual Sewer System Flushing
- Pump Station Cleanouts
- Manhole replacements

See *Appendix C* for a summary of calibration records completed on the flowmeters at the Sewage Pumping Stations (SPS 1 and SPS 2).

17.5 Community Complaints Received in Relation to the Sewage Works

There was one (1) community complaint regarding the municipal collection system received during the reporting period:

2025	Details of Community Complaints
July 23, 2025	<ul style="list-style-type: none"> • Community complaint for sewer backup at the TD Bank on Tree Top Crescent and Mill Street. Operations staff investigated the nearby manholes and found the sewers to be blocked on Tree Top Crescent. Staff contacted Wessuc Inc. to perform sewer flushing that day, which resolved the issue.

17.6 Alterations to the Authorized System

During the reporting period there were no alternations made to the authorized system.

17.7 Summary of Collection System Overflow(s) and Spill(s) of Sewage

There were no municipal collection system overflows/spills during the reporting period.

17.8 Efforts Made to Reduce Collection System Overflows, Spills, STP Overflows, and/or STP Bypasses

The sewage pumping stations are equipped with alarm monitoring for high flow events. Preventative maintenance procedures are in place to ensure the sewage pumping stations are operating as designed and include:

- Biannual Wet Well/Pump Station Cleanouts
- Weekly Pump Station Inspections
- Annual Sewer System Flushing
- Weekly Alarm Testing
- Weekly Generator Testing (SPS 1 and SPS 2)

- Annual Lifting Device Inspections
- Headworks Inspections at Angus WPCP

The Angus wastewater collection system continues to operate reliably and has historically experienced very few collection system overflows, spills, wastewater treatment plant (STP) overflows, or STP bypass events. As a result, there were no specific overflow elimination projects were required or undertaken during the 2025 reporting period.

Pipework rebuilds and new pumps were installed at SPS 3 which provided an added layer of protection to ensure the system continues to operate reliably. The last recorded collection system spill incident occurred in 2006 at SPS 1, and the most recent collection system incident was a forcemain break in November 2013. No collection system overflows, spills, bypasses or STP overflows were recorded during the 2025 reporting period.

Given the infrequency of such events and the overall stability of the collection system, no capital projects specific to overflow reduction or elimination were completed in 2025, and no dedicated overflow-related expenditures were incurred. Routine operation and maintenance activities, preventative maintenance programs, and ongoing system inspections continue to be used to maintain system integrity and minimize the risk of future occurrences.

At this time, no overflow elimination projects are proposed for the year following the reporting period. Any future improvements related to overflow prevention would be identified through ongoing asset management planning, condition assessments, or in response to observed operational concerns, should they arise. Overall, the lack of recent overflow and spill events demonstrates the effectiveness and adequacy of the Angus wastewater collection system under current operating conditions.

2025 Annual Performance Report

Appendix A

Performance Assessment Report: Influent and Effluent Flows, Water
Quality Data

5645 ANGUS WATER POLLUTION CONTROL PLANT 110003282

	1/ 2025	2/ 2025	3/ 2025	4/ 2025	5/ 2025	6/ 2025	7/ 2025	8/ 2025	9/ 2025	10/ 2025	11/ 2025	12/ 2025	<--Total-->	<--Avg-->	<--Max-->	<-Criteria-->
Flows																
Raw Flow: Total - Raw Sewage m³/d	91,216.00	75,977.00	130,230.00	145,704.00	104,813.00	89,786.00	81,718.00	79,991.00	77,149.00	78,434.00	83,438.00	91,672.00	1,130,128.00			0.00
Raw Flow: Avg - Raw Sewage m³/d	2,942.45	2,713.46	4,200.97	4,856.80	3,381.06	2,992.87	2,636.06	2,580.35	2,571.63	2,530.13	2,781.27	2,957.16		3,096.24		5,511.00
Raw Flow: Max - Raw Sewage m³/d	3,521.00	3,067.00	9,059.00	9,234.00	3,915.00	3,583.00	3,001.00	3,435.00	2,980.00	2,925.00	3,264.00	3,562.00			9,234.00	0.00
Raw Flow: Count - Raw Sewage m³/d	31.00	28.00	31.00	30.00	31.00	30.00	31.00	31.00	30.00	31.00	30.00	31.00	365.00			0.00
Eff. Flow: Total - Final Effluent m³/d	92,276.00	77,060.00	133,207.00	148,784.00	119,245.00	98,166.00	93,506.00	92,786.00	85,314.00	92,158.00	96,654.00	100,749.00	1,229,905.00			0.00
Eff. Flow: Avg - Final Effluent m³/d	2,976.65	2,752.14	4,297.00	4,959.47	3,846.61	3,272.20	3,016.32	2,993.10	2,843.80	2,972.84	3,221.80	3,249.97		3,369.60		
Eff. Flow: Max - Final Effluent m³/d	3,613.00	3,602.00	9,041.00	9,363.00	5,132.00	4,276.00	3,743.00	3,396.00	3,211.00	3,553.00	3,715.00	3,803.00			9,363.00	0.00
Eff Flow: Count - Final Effluent m³/d	31.00	28.00	31.00	30.00	31.00	30.00	31.00	31.00	30.00	31.00	30.00	31.00	365.00			0.00
Biochemical Oxygen Demand: BOD5																
Raw: Avg BOD5 - Raw Sewage mg/L	105.00	234.00	181.00	150.00	144.00	136.00	213.00	292.00	180.00	167.00	319.00	266.00		198.92	319.00	0.00
Carbonaceous Biochemical Oxygen Demand: CBOD																
Eff: Avg cBOD5 - Final Effluent including Bypass mg/L	< 2.71	< 79.17	< 6.60	< 9.17	< 2.40	< 2.25	< 2.50	< 3.00	< 2.50	< 2.00	< 2.50	< 3.80		< 10.84	< 79.17	10.00
Eff: # of samples of cBOD5 - Final Effluent including Bypass mg/L	7.00	6.00	5.00	6.00	5.00	4.00	6.00	4.00	4.00	7.00	4.00	5.00	63.00			0.00
Loading: cBOD5 - Final Effluent including Bypass kg/d	< 8.079	< 217.878	< 28.360	< 45.462	< 9.232	< 7.362	< 7.541	< 8.979	< 7.110	< 5.946	< 8.055	< 12.350		< 36.53	< 217.88	55.000
Total Suspended Solids: TSS																
Raw: Avg TSS - Raw Sewage mg/L	250.00	92.00	65.00	81.00	202.00	62.00	70.00	370.00	89.00	92.00	310.00	222.00		158.75	370.00	0.00
Raw: # of samples of TSS - Raw Sewage mg/L	1.00	1.00	1.00	1.00	1.00	1.00	1.00	1.00	1.00	1.00	1.00	1.00	12.00			0.00
Eff: Avg TSS - Final Effluent including Bypass mg/L	4.14	575.50	< 39.20	< 34.33	< 8.40	< 2.75	< 3.17	< 3.00	< 3.75	< 3.43	4.50	10.00		64.68	575.50	10.00
Eff: # of samples of TSS - Final Effluent including Bypass mg/L	7.00	6.00	5.00	6.00	5.00	4.00	6.00	4.00	4.00	7.00	4.00	5.00	63.00			0.00
Loading: TSS - Final Effluent including Bypass kg/d	12.332	1,583.858	< 168.442	< 170.275	< 32.312	< 8.999	< 9.552	8.979	10.664	< 10.193	14.498	32.500		217.95	1,583.86	55.000
Total Phosphorus: TP																
Raw: Avg TP - Raw Sewage mg/L	4.89	5.79	3.28	3.62	3.86	4.77	4.24	7.80	5.14	4.13	8.17	6.59		5.19	8.17	0.00
Raw: # of samples of TP - Raw Sewage mg/L	1.00	1.00	1.00	1.00	1.00	1.00	1.00	1.00	1.00	1.00	1.00	1.00	12.00			0.00
Eff: Avg TP - Final Effluent including Bypass mg/L	0.19	17.39	< 0.64	< 0.51	< 0.24	< 0.07	< 0.09	< 0.08	< 0.34	< 0.14	< 0.13	< 0.20		< 1.87	< 17.39	0.30
Eff: # of samples of TP - Final Effluent including Bypass mg/L	7.00	6.00	5.00	6.00	5.00	4.00	6.00	4.00	4.00	7.00	4.00	5.00	63.00			0.00
Loading: TP - Final Effluent including Bypass kg/d	0.553	47.860	< 2.767	< 2.505	< 0.939	< 0.213	< 0.261	< 0.247	< 0.960	< 0.412	< 0.419	< 0.663		< 4.82	< 47.86	1.650
Nitrogen Series																

2025 Annual Performance Report

Appendix B

Facility Work Order Summary

Work Order List

Site: OCWASITE

Work Order	Description	Type	Status	Priority	Lead	Location:	Asset	Job Plan	Parent WO	Schedule Start	Schedule Finish
4291167	Panel Alarm/Dialer Testing Blower Bldg (1m) 5645	PM	CLOSE	3		5645-WWAN-	0000093165	PANALA03		1/1/25	
4291174	Engine Diesel 02 Genset Test Angus WWTP (1m) 5645	PM	CLOSE	3		5645-WWAN-	0000092625	ENGDIE02-M		1/1/25	
4291193	Engine Diesel 03 Genset Test PS02 (1m) 5645	PM	CLOSE	3		5645-SP02	0000092695	ENGDIE02-M		1/1/25	
4291872	Valve/Meter Chamber Inspection Angus SP01 (1m) 5645	PM	CLOSE	3		5645-SP01		FACOG12GB		1/1/25	
4291881	Sampling Fluid Biosolids Angus WWT (1m) 5645	PM	CLOSE	3		5645-WWAN		SAMPLE06		1/1/25	
4293654	Panel PLC Inspection/Service Angus WWT (1y) 5645	PM	CLOSE	3		5645-WWAN-	0000092621	PANPLC01-A		1/1/25	
4307219	Check Oil In Clarifier Gearboxes Angus WWT (2m) 5645	PM	CLOSE	3		5645-WWAN-		GEAROIL		1/1/25	
4308354	Louvre Insp/Service Route Angus WT (1y) 5645	PM	CLOSE	3		5645-WWAN		LOUVER01-A		1/1/25	
4308592	Angus WWTP Weekly Facility & Security Inspections (1m) 5645	PM	CLOSE	3		5645-WWAN-		1240FACSEC		1/1/25	
4310133	Angus WWTP Step Screen / Washpress Insp (1m) 5645	PM	CLOSE	3		5645-WWAN-		SCRTRA01-M		1/1/25	
4310136	Filter Cartridge Disk Route Inspection Angus WWTP (1m) 5645	PM	CLOSE	3		5645-WWAN		FILCAR03-M		1/1/25	
4310421	OHSA Workplace Insptn (Office, Ops) Angus WWTP (1m) 5645	OPER	CLOSE	3		5645-WWAN		HSCWI-M		1/1/25	
4316471	Analyzer Turbidity Portable Insp TAG 202480 (1m) 6065	PM	CLOSE	3		5645-WWAN	0000202480	ANATUR06-Q		1/1/25	
4316489	Analyzer PH/DO/TSS Probe Portable Insp/Calib (1m) 6065	PM	CLOSE	3		5645-WWAN	0000348515	ANALPH02-M		1/1/25	
4316494	Analyzer PH Portable Insp/Calib Angus WWT (1m) 5645	PM	CLOSE	3		5645-WWAN	0000348516	ANALPH02-M		1/1/25	
4316499	Analyzer PH Lab Insp/Calibration Angus WWT (1m) 6065	PM	CLOSE	3		5645-WWAN	0000348517	ANALPH02-M		1/1/25	
4319961	Monthly Blower/Motor Inspection/ Service 1m (5645)	PM	CLOSE	3		5645-WWAN		BLOWER03-M		1/1/25	
4324527	UV Light Bank Route Inspection (1m) 5645	PM	CLOSE	3		5645-WWAN		UVREA02-M		1/1/25	
4324707	Facility Health & Safety Inspection Angus SP02 (1m) 5645	OPER	CLOSE	3		5645-SP02		HSCWI-MR01		1/1/25	

Work Order List

Site: OCWASITE

Work Order	Description	Type	Status	Priority	Lead	Location:	Asset	Job Plan	Parent WO	Schedule Start	Schedule Finish
4324722	Engine Natural Gas Genset Test PS01 (1m) 5645	PM	CLOSE	3		5645-SP01	0000398938	ENGNAT02		1/1/25	
4324748	Analyzer Detector Gas Portable Calib/Srv 386001 (6m) 5645	PM	CLOSE	3		5645-WWAN	0000386001	GASDET02-A		1/1/25	
4324754	Analyzer Detector Gas Portable Calib/Srv 386002 (6m) 5645	PM	CLOSE	3		5645-WWAN	0000386002	GASDET02-A		1/1/25	
4324760	Analyzer DO TSS Aeration Tanks Service Angus WWTP (1m) 5645	PM	CLOSE	3		5645-WWAN-P	0000398824	ANADO01-M		1/1/25	
4333117	Check Expiry Dates of Lab Items Angus WWT (6m) 5645	PM	CLOSE	3		5645-WWAN-P		EXPREG01-A		1/4/25	
4333329	Analyzer Detector Gas Portable Calib/Srv Red Ut (6m) 5645	PM	CLOSE	3		5645-WWAN	0000348511	GASDET02-A		1/5/25	
4333335	Analyzer Detector Gas Portable Calib/Srv Yellow Ut (6m) 5645	PM	CLOSE	3		5645-WWAN	0000348512	GASDET02-A		1/5/25	
4334335	Facility Health & Safety Inspection Angus SP01 (1m) 5645	OPER	CLOSE	3		5645-SP01		HSCWI-MR01		1/9/25	
4337154	Clarifier trip 1&2 alarm	CALL	CLOSE	5	E00001478	5645					
4337223	Panel Alarm/Dialer 02 Testing Admin Bldg (1m) 5645	PM	CLOSE	3		5645-WWAN	0000395488	PANALA03		1/22/25	
4337352	Partial Bypass - Incident 1-GALPWI - Angus WPCP (5646)	OPER	CLOSE	5	E00000422	5645					
4338057	Partial Bypass - Incident 1-GI7JWT - Angus WPCP (5646) - UV Bypass	OPER	CLOSE	5	E00000422	5645					
4346470	Panel Alarm/Dialer Testing Blower Bldg (1m) 5645	PM	CLOSE	3		5645-WWAN-P	0000093165	PANALA03		2/1/25	
4346477	Engine Diesel 02 Genset Test Angus WWTP (1m) 5645	PM	CLOSE	3		5645-WWAN-F	0000092625	ENGDIE02-M		2/1/25	
4346496	Engine Diesel 03 Genset Test PS02 (1m) 5645	PM	CLOSE	3		5645-SP02	0000092695	ENGDIE02-M		2/1/25	
4347171	Valve/Meter Chamber Inspection Angus SP01 (1m) 5645	PM	CLOSE	3		5645-SP01		FACOG12GB		2/1/25	
4347180	Sampling Fluid Biosolids Angus WWT (1m) 5645	PM	CLOSE	3		5645-WWAN		SAMPLE06		2/1/25	
4348614	Air Handling Unit Insp/Service Angus WTP (1y) 5645	PM	CLOSE	3		5645-WWAN	0000092587	AIRHAN02-A		2/1/25	
4348623	Compressor Air 01 Insp/Srv Angus WTP (1y) 5645	PM	CLOSE	3		5645-WWAN-F	0000092589	COMAIR01-A		2/1/25	

Work Order List

Site: OCWASITE

Work Order	Description	Type	Status	Priority	Lead	Location:	Asset	Job Plan	Parent WO	Schedule Start	Schedule Finish
4348633	Compressor Air 02 Insp/Srv Angus WTP (1y) 5645	PM	CLOSE	3		5645-WWAN-	0000092590	COMAIR01-A		2/1/25	
4359445	Angus WWTP Weekly Facility & Security Inspections (1m) 5645	PM	CLOSE	3		5645-WWAN-		1240FACSEC		2/1/25	
4359563	WSER Q4 Submission (due February 15) - Angus WPCP	PM	CLOSE	3		5645		RP05		2/15/25	
4360471	Angus WWTP Step Screen / Washpress Insp (1m) 5645	PM	CLOSE	3		5645-WWAN-		SCRTRA01-M		2/1/25	
4360474	Filter Cartridge Disk Route Inspection Angus WWTP (1m) 5645	PM	CLOSE	3		5645-WWAN		FILCAR03-M		2/1/25	
4360776	OHSA Workplace Insptn (Office, Ops) Angus WWTP (1m) 5645	OPER	CLOSE	3		5645-WWAN		HSCWI-M		2/1/25	
4365173	Analyzer Turbidity Portable Insp TAG 202480 (1m) 6065	PM	CLOSE	3		5645-WWAN	0000202480	ANATUR15		2/1/25	
4365194	Analyzer PH/DO/TSS Probe Portable Insp/Calib (1m) 6065	PM	CLOSE	3		5645-WWAN	0000348515	ANALPH02-M		2/1/25	
4365199	Analyzer PH Portable Insp/Calib Angus WWT (1m) 5645	PM	CLOSE	3		5645-WWAN	0000348516	ANALPH02-M		2/1/25	
4365204	Analyzer PH Lab Insp/Calibration Angus WWT (1m) 6065	PM	CLOSE	3		5645-WWAN	0000348517	ANALPH02-M		2/1/25	
4367455	Monthly Blower/Motor Inspection/ Service 1m (5645)	PM	CLOSE	3		5645-WWAN		BLOWER03-M		2/1/25	
4371044	UV Light Bank Route Inspection (1m) 5645	PM	CLOSE	3		5645-WWAN		UVREA02-M		2/1/25	

Work Order List

Site: OCWASITE

Work Order	Description	Type	Status	Priority	Lead	Location:	Asset	Job Plan	Parent WO	Schedule Start	Schedule Finish
4371291	Facility Health & Safety Inspection Angus SP02 (1m) 5645	OPER	CLOSE	3		5645-SP02		HSCWI-MR01		2/1/25	
4371306	Engine Natural Gas Genset Test PS01 (1m) 5645	PM	CLOSE	3		5645-SP01	0000398938	ENGNAT02		2/1/25	
4371343	Analyzer DO TSS Aeration Tanks Service Angus WWTP (1m) 5645	PM	CLOSE	3		5645-WWAN-P	0000398824	ANADO01-M		2/1/25	
4371345	Actuator Elec Service Route Angus WWTP (1y) 5645	PM	CLOSE	3		5645-WWAN		ACTELE01-A		2/1/25	
4377993	Filter 2 bypass (5645)	CALL	CLOSE	5	E00001282	5645					
4377999	Angus WWTP step screen washer fault (5645)	CALL	CLOSE	5	E00001282	5645					
4378986	Partial Bypass - Incident 1-GTF027 - Angus WPCP (5645)	OPER	CLOSE	5	E00000422	5645					
4379112	Facility Health & Safety Inspection Angus SP01 (1m) 5645	OPER	CLOSE	3		5645-SP01		HSCWI-MR01		2/9/25	
4379692	Angus Wastewater Filter General Alarm (5645)	CALL	CLOSE	5	92964896X	5645-WWAN-F					
4380244	WSER Acute Toxicity Sample (due April 15) - Reminder - Angus WPCP	PM	CLOSE	3		5645		PCTDUTIES		4/15/25	
4380315	Wastewater step screen fault (5645)	CALL	CLOSE	5	E00001282	5645					
4380839	Angus WWTP final effluent bypass(5645)	CALL	CLOSE	5	E00001282	5645					
4380868	Angus WTPP clarifier trip (5645)	CALL	CLOSE	5	E00001282	5645					
4381241	Filter general alarm	CALL	CLOSE	5	E00001478	5645					
4381245	Filter reject pit high	CALL	CLOSE	5	E00001478	5645					
4381368	Partial Bypass - Incident 1-HGRJJR - Angus WPCP - February 17, 2025	OPER	CLOSE	5	E00000422	5645					
4381868	Panel Alarm/Dialer 02 Testing Admin Bldg (1m) 5645	PM	CLOSE	3		5645-WWAN	0000395488	PANALA03		2/25/25	
4390385	Panel Alarm/Dialer Testing Blower Bldg (1m) 5645	PM	CLOSE	3		5645-WWAN-P	0000093165	PANALA03		3/1/25	
4390392	Engine Diesel 02 Genset Test Angus WWTP (1m) 5645	PM	CLOSE	3		5645-WWAN-F	0000092625	ENGDIE02-M		3/1/25	
4390411	Engine Diesel 03 Genset Test PS02 (1m) 5645	PM	CLOSE	3		5645-SP02	0000092695	ENGDIE02-M		3/1/25	

Work Order List

Site: OCWASITE

Work Order	Description	Type	Status	Priority	Lead	Location:	Asset	Job Plan	Parent WO	Schedule Start	Schedule Finish
4391093	Valve/Meter Chamber Inspection Angus SP01 (1m) 5645	PM	CLOSE	3		5645-SP01		FACOG12GB		3/1/25	
4391102	Sampling Fluid Biosolids Angus WWT (1m) 5645	PM	CLOSE	3		5645-WWAN		SAMPLE06		3/1/25	
4392642	Panel Transfer Switch Insp/Srv Angus WWT (3y) 5645	PM	CLOSE	3		5645-WWAN-	0000092618	PANTRA01-T		3/1/25	
4392657	Pump Cent Diesel Bypass Insp/ Srv Angus PS01 (1y) 5645	PM	COMP	3		5645-WWAN-	0000092707	PUMCEN03-A		3/1/25	
4403041	Check Oil In Clarifier Gearboxes Angus WWT (2m) 5645	PM	CLOSE	3		5645-WWAN-		GEAROIL		3/1/25	
4403987	Angus WWTP Weekly Facility & Security Inspections (1m) 5645	PM	CLOSE	3		5645-WWAN-		1240FACSEC		3/1/25	
4404977	Angus WWTP Step Screen / Washpress Insp (1m) 5645	PM	CLOSE	3		5645-WWAN-		SCRTRA01-M		3/1/25	
4404980	Filter Cartridge Disk Route Inspection Angus WWTP (1m) 5645	PM	CLOSE	3		5645-WWAN		FILCAR03-M		3/1/25	
4405279	OHSA Workplace Insptn (Office, Ops) Angus WWTP (1m) 5645	OPER	CLOSE	3		5645-WWAN		HSCWI-M		3/1/25	
4409650	Analyzer Turbidity Portable Insp TAG 202480 (1m) 6065	PM	CLOSE	3		5645-WWAN	0000202480	ANATUR15		3/1/25	
4409671	Analyzer PH/DO/TSS Probe Portable Insp/Calib (1m) 6065	PM	CLOSE	3		5645-WWAN	0000348515	ANALPH02-M		3/1/25	
4409677	Analyzer PH Portable Insp/Calib Angus WWT (1m) 5645	PM	CLOSE	3		5645-WWAN	0000348516	ANALPH02-M		3/1/25	
4409682	Analyzer PH Lab Insp/Calibration Angus WWT (1m) 6065	PM	CLOSE	3		5645-WWAN	0000348517	ANALPH02-M		3/1/25	
4412001	Monthly Blower/Motor Inspection/ Service 1m (5645)	PM	CLOSE	3		5645-WWAN		BLOWER03-M		3/1/25	
4416229	Pump Cent Sludge Mixing Insp/ Srv Route Angus WWTP (1y) 5645	PM	COMP	3		5645-WWAN		PUMCET01-A		3/1/25	
4416232	Pump Rot Lobe Scum Insp/Srv Route Angus WWT (1y) 5645	PM	COMP	3		5645-WWAN		PUROTLOB-A		3/1/25	
4416235	Pump Submersible PS01 Insp/ Service Route Angus PS01 (1y) 5645	PM	COMP	3		5645-SP01		PUMSUB01-A		3/1/25	
4416244	Pump Submersible PS02 Insp/ Ser Route PS02 (1y) 5645	PM	COMP	3		5645-SP02		PUMSUB01-A		3/1/25	

Work Order List

Site: OCWASITE

Work Order	Description	Type	Status	Priority	Lead	Location:	Asset	Job Plan	Parent WO	Schedule Start	Schedule Finish
4416253	Pump Submersible PS03 Insp/ Service Route Angus PS03 (1y) 5645	PM	COMP	3		5645-SP03		PUMSUB01-A		3/1/25	
4416262	Pump Submersible RAS/WAS Insp/Srv Route Angus (1y) 5645	PM	COMP	3		5645-WWAN		PUMSUB01-A		3/1/25	
4416271	Pump Subm Filter Reject Insp/ Srv Route Angus WWT (1y) 5645	PM	COMP	3		5645-WWAN		PUMSUB01-A		3/1/25	
4416280	Pump Subm Sec Eff Insp/Srv RouteAngus WWT (1y) 5645	PM	COMP	3		5645-WWAN		PUMSUB01-A		3/1/25	
4416289	UV Light Bank Route Inspection (1m) 5645	PM	CLOSE	3		5645-WWAN		UVREA02-M		3/1/25	
4416469	Pump Submersible PS04 Insp/ Service Route Angus PS04 (1y) 5645	PM	COMP	3		5645-SP03		PUMSUB01-A		3/1/25	
4416478	Facility Health & Safety Inspection Angus SP02 (1m) 5645	OPER	CLOSE	3		5645-SP02		HSCWI-MR01		3/1/25	
4416493	Engine Natural Gas Genset Test PS01 (1m) 5645	PM	CLOSE	3		5645-SP01	0000398938	ENGNAT02		3/1/25	
4416518	Pump Cent Priming Insp/Srv Route Angus (1y) 5645	PM	COMP	3		5645-WWAN		PUMCET01-A		3/1/25	
4416522	Analyzer DO TSS Aeration Tanks Service Angus WWTP (1m) 5645	PM	CLOSE	3		5645-WWAN- P	0000398824	ANADO01-M		3/1/25	
4424271	FEP Binder Review/Update- Angus WPCP (1y) 5645	PM	CLOSE	3		5645-WWAN		FACOG35		12/31/25	
4425085	Facility Health & Safety Inspection Angus SP01 (1m) 5645	OPER	CLOSE	3		5645-SP01		HSCWI-MR01		3/9/25	

Work Order List

Site: OCWASITE

Work Order	Description	Type	Status	Priority	Lead	Location:	Asset	Job Plan	Parent WO	Schedule Start	Schedule Finish
4427326	Angus wwtp filter bypass(5645)	CALL	CLOSE	5	E00001078	5645-WWAN					
4427988	Angus WWTP Rebuilding Filter Reject Pumps (5645)	CAP	CLOSE	1	E00000077	5645-WWAN-P					
4428063	Panel Alarm/Dialer 02 Testing Admin Bldg (1m) 5645	PM	CLOSE	3		5645-WWAN	0000395488	PANALA03		3/25/25	
4437456	Panel Alarm/Dialer Testing Blower Bldg (1m) 5645	PM	CLOSE	3		5645-WWAN-P	0000093165	PANALA03		4/1/25	
4437463	Engine Diesel 02 Genset Test Angus WWTP (1m) 5645	PM	CLOSE	3		5645-WWAN-F	0000092625	ENGDIE02-M		4/1/25	
4437482	Engine Diesel 03 Genset Test PS02 (1m) 5645	PM	CLOSE	3		5645-SP02	0000092695	ENGDIE02-M		4/1/25	
4438160	Valve/Meter Chamber Inspection Angus SP01 (1m) 5645	PM	CLOSE	3		5645-SP01		FACOG12GB		4/1/25	
4438169	Sampling Fluid Biosolids Angus WWT (1m) 5645	PM	CLOSE	3		5645-WWAN		SAMPLE06		4/1/25	
4439731	Confined Space Gas Detectors {Qty-7} Calibra (6m) 5105	PM	COMP	3		124000		ANAGASCL-S		4/1/25	
4441005	Annual Acute Lethal Testing-Angus WPCP (1y) 5645	PM	CLOSE	3		5645-WWAN		FACOG11GB		4/1/25	
4454020	Angus WWTP Weekly Facility & Security Inspections (1m) 5645	PM	CLOSE	3		5645-WWAN-F		1240FACSEC		4/1/25	
4455151	Angus WWTP Step Screen / Washpress Insp (1m) 5645	PM	CLOSE	3		5645-WWAN-P		SCRTRA01-M		4/1/25	
4455154	Filter Cartridge Disk Route Inspection Angus WWTP (1m) 5645	PM	CLOSE	3		5645-WWAN		FILCAR03-M		4/1/25	
4455507	OHSA Workplace Insptn (Office, Ops) Angus WWTP (1m) 5645	OPER	CLOSE	3		5645-WWAN		HSCWI-M		4/1/25	
4460653	Call in message Essa (ps4 not pumping)	CALL	CLOSE	5	E00001282	5645-SP04					
4461084	Analyzer Turbidity Portable Insp TAG 202480 (1m) 6065	PM	CLOSE	3		5645-WWAN	0000202480	ANATUR06-Q		4/1/25	
4461098	Analyzer PH/DO/TSS Probe Portable Insp/Calib (1m) 6065	PM	CLOSE	3		5645-WWAN	0000348515	ANALPH02-M		4/1/25	
4461103	Analyzer PH Portable Insp/Calib Angus WWT (1m) 5645	PM	CLOSE	3		5645-WWAN	0000348516	ANALPH02-M		4/1/25	
4461108	Analyzer PH Lab Insp/Calibration Angus WWT (1m) 6065	PM	CLOSE	3		5645-WWAN	0000348517	ANALPH02-M		4/1/25	

Work Order List

Site: OCWASITE

Work Order	Description	Type	Status	Priority	Lead	Location:	Asset	Job Plan	Parent WO	Schedule Start	Schedule Finish
4462645	Valve Backflow Inspection/Test Angus WWTP PS1 (1y) 5645	PM	CLOSE	3		5645-SP01	0000326759	VALBAC02		4/1/25	
4463087	Angus ras/was pump fail (5645)	CALL	CLOSE	5	E00001282	5645					
4463767	On call message Essa (ps4 not working/excessive water)	CALL	CLOSE	5	E00001282	5645-SP04					
4464495	Monthly Blower/Motor Inspection/Service 1m (5645)	PM	CLOSE	3		5645-WWAN		BLOWER03-M		4/1/25	
4469996	UV Light Bank Route Inspection (1m) 5645	PM	CLOSE	3		5645-WWAN		UVREA02-M		4/1/25	
4470023	Valve Backflow Device Route Insp/Test Angus WWT (1y) 5645	PM	CLOSE	3		5645-WWAN		VALBAC02		4/1/25	
4470289	Facility Health & Safety Inspection Angus SP02 (1m) 5645	OPER	CLOSE	3		5645-SP02		HSCWI-MR01		4/1/25	
4470306	Engine Natural Gas Genset Test PS01 (1m) 5645	PM	CLOSE	3		5645-SP01	0000398938	ENGNAT02		4/1/25	
4470332	Analyzer DO TSS Aeration Tanks Service Angus WWTP (1m) 5645	PM	CLOSE	3		5645-WWAN-P	0000398824	ANADO01-M		4/1/25	
4485778	Partial Bypass - Incident 1-N8B037- Angus WPCP-April 3, 2025	OPER	CLOSE	5	E00001045	5645					
4486190	Facility Health & Safety Inspection Angus SP01 (1m) 5645	OPER	CLOSE	3		5645-SP01		HSCWI-MR01		4/9/25	
4487887	Multiple power outages(5645)	CALL	CLOSE	5	E00001078	5645-WWAN					
4489041	Panel Alarm/Dialer 02 Testing Admin Bldg (1m) 5645	PM	CLOSE	3		5645-WWAN	0000395488	PANALA03		4/25/25	
4489764	Angus Sewer backup, 17 king st	CALL	CLOSE	5	E00001282	5645					
4498394	Panel Alarm/Dialer Testing Blower Bldg (1m) 5645	PM	CLOSE	3		5645-WWAN-P	0000093165	PANALA03		5/1/25	
4498401	Engine Diesel 02 Genset Test Angus WWTP (1m) 5645	PM	CLOSE	3		5645-WWAN-F	0000092625	ENGDIE02-M		5/1/25	
4498420	Engine Diesel 03 Genset Test PS02 (1m) 5645	PM	CLOSE	3		5645-SP02	0000092695	ENGDIE02-M		5/1/25	
4499520	Valve/Meter Chamber Inspection Angus SP01 (1m) 5645	PM	CLOSE	3		5645-SP01		FACOG12GB		5/1/25	
4499529	Sampling Fluid Biosolids Angus WWT (1m) 5645	PM	CLOSE	3		5645-WWAN		SAMPLE06		5/1/25	
4513433	Heater Electric Insp/Service Route Angus WT (5m) 5645	PM	CLOSE	3		5645-WWAN		HEATER01-S		5/1/25	

Work Order List

Site: OCWASITE

Work Order	Description	Type	Status	Priority	Lead	Location:	Asset	Job Plan	Parent WO	Schedule Start	Schedule Finish
4513656	Angus WWTP Weekly Facility & Security Inspections (1m) 5645	PM	CLOSE	3		5645-WWAN-F		1240FACSEC		5/1/25	
4514689	Angus WWTP Step Screen / Washpress Insp (1m) 5645	PM	CLOSE	3		5645-WWAN-P		SCRTRA01-M		5/1/25	
4514692	Filter Cartridge Disk Route Inspection Angus WWTP (1m) 5645	PM	CLOSE	3		5645-WWAN		FILCAR03-M		5/1/25	
4514966	OHSA Workplace Insptn (Office, Ops) Angus WWTP (1m) 5645	OPER	CLOSE	3		5645-WWAN		HSCWI-M		5/1/25	
4519382	Analyzer Turbidity Portable Insp TAG 202480 (1m) 6065	PM	CLOSE	3		5645-WWAN	0000202480	ANATUR15		5/1/25	
4519403	Analyzer PH/DO/TSS Probe Portable Insp/Calib (1m) 6065	PM	CLOSE	3		5645-WWAN	0000348515	ANALPH02-M		5/1/25	
4519408	Analyzer PH Portable Insp/Calib Angus WWT (1m) 5645	PM	CLOSE	3		5645-WWAN	0000348516	ANALPH02-M		5/1/25	
4519413	Analyzer PH Lab Insp/Calibration Angus WWT (1m) 6065	PM	CLOSE	3		5645-WWAN	0000348517	ANALPH02-M		5/1/25	
4522112	Monthly Blower/Motor Inspection/Service 1m (5645)	PM	CLOSE	3		5645-WWAN		BLOWER03-M		5/1/25	
4527039	UV Light Bank Route Inspection (1m) 5645	PM	CLOSE	3		5645-WWAN		UVREA02-M		5/1/25	
4527189	Facility Health & Safety Inspection Angus SP02 (1m) 5645	OPER	CLOSE	3		5645-SP02		HSCWI-MR01		5/1/25	

Work Order List

Site: OCWASITE

Work Order	Description	Type	Status	Priority	Lead	Location:	Asset	Job Plan	Parent WO	Schedule Start	Schedule Finish
4527206	Engine Natural Gas Genset Test PS01 (1m) 5645	PM	CLOSE	3		5645-SP01	0000398938	ENGNAT02		5/1/25	
4527232	Analyzer DO TSS Aeration Tanks Service Angus WWTP (1m) 5645	PM	CLOSE	3		5645-WWAN-P	0000398824	ANAD001-M		5/1/25	
4538181	Grating Insp (1y) - 5645, Angus SP01	OPER	CLOSE	3		5645-SP01		HSCGI-A		5/1/25	
4538193	Grating Insp (1y) - 5645, Angus SP02	OPER	COMP	3		5645-SP02		HSCGI-A		5/1/25	
4538241	Grating Insp (1y) - 5645, Angus Wastewater Treatment	OPER	COMP	3		5645-WWAN		HSCGI-A		5/1/25	
4552362	Facility Health & Safety Inspection Angus SP01 (1m) 5645	OPER	CLOSE	3		5645-SP01		HSCWI-MR01		5/9/25	
4553226	Broken Clarifier 2 reverse switch (5645)	CORR	CLOSE	1	73905272X	5645-WWAN-F					
4553227	Install VFD keypad for secondary effluent pump 2 (5645)	CORR	CLOSE	1	73905272X	5645-WWAN-F					
4553252	Non-Compliance - ECA 7826-BRPRAW - CBOD5, TSS, TP Limit Exceedance - Angus WWTP - February 2025	OPER	CLOSE	5		5645					
4553254	Non-Compliance - ECA 7826-BRPRAW - CBOD, TSS, TP Limit Exceedances - Angus WPCP- Feb 2025	OPER	CLOSE	5		5645					
4553255	Non-Compliance - ECA 7826-BRPRAW - TSS, TP Limit Exceedances - Angus WPCP- March 2025	OPER	CLOSE	5		5645					
4553256	Non-Compliance - ECA 7826-BRPRAW - CBOD, TSS- WSER Q1 Exceedances - Angus WPCP	OPER	CLOSE	5		5645					
4553342	ANGUS WASTEWATER TREATMENT : BLOWER 1,2,3, FAIL	CALL	CLOSE	5	E00001411	5645					
4554760	Non-Compliance - ECA 7826-BRPRAW -TSS, TP Limit Exceedance - Angus WWTP - April 2025	OPER	CLOSE	5	E00001045	5645					

Work Order List

Site: OCWASITE

Work Order	Description	Type	Status	Priority	Lead	Location:	Asset	Job Plan	Parent WO	Schedule Start	Schedule Finish
4555337	Non-Compliance - ECA 7826-BRPRAW - TSS, TP Limit Exceedance - Angus WWTP - March 2025	OPER	CLOSE	5		5645					
4555338	Non-Compliance - ECA 7826-BRPRAW - TSS, TP Limit Exceedance - Angus WWTP - April 2025	OPER	CLOSE	5		5645					
4555339	Non-Compliance - ECA 7826-BRPRAW - WSER Q1- TSS and CBOD5 - Angus WWTP	OPER	CLOSE	5		5645					
4555407	Panel Alarm/Dialer 02 Testing Admin Bldg (1m) 5645	PM	CLOSE	3		5645-WWAN	0000395488	PANALA03		5/25/25	
4556710	Clarifier trip Angus WWTP (5645)	CALL	CLOSE	5	E00001078	5645-WWAN					
4564826	Panel Alarm/Dialer Testing Blower Bldg (1m) 5645	PM	CLOSE	3		5645-WWAN-P	0000093165	PANALA03		6/1/25	
4564833	Engine Diesel 02 Genset Test Angus WWTP (1m) 5645	PM	CLOSE	3		5645-WWAN-F	0000092625	ENGDIE02-M		6/1/25	
4564852	Engine Diesel 03 Genset Test PS02 (1m) 5645	PM	CLOSE	3		5645-SP02	0000092695	ENGDIE02-M		6/1/25	
4565494	Valve/Meter Chamber Inspection Angus SP01 (1m) 5645	PM	CLOSE	3		5645-SP01		FACOG12GB		6/1/25	
4565503	Sampling Fluid Biosolids Angus WWT (1m) 5645	PM	CLOSE	3		5645-WWAN		SAMPLE06		6/1/25	
4566574	Pump Diaphragm 1+2 Alum Route Insp/Srv Angus (1y) 5645	PM	CLOSE	3		5645-WWAN		PUMDIA02		6/1/25	
4581569	Angus WWTP Weekly Facility & Security Inspections (1m) 5645	PM	CLOSE	3		5645-WWAN-F		1240FACSEC		6/1/25	
4582643	Angus WWTP Step Screen / Washpress Insp (1m) 5645	PM	CLOSE	3		5645-WWAN-P		SCRTRA01-M		6/1/25	
4582646	Filter Cartridge Disk Route Inspection Angus WWTP (1m) 5645	PM	CLOSE	3		5645-WWAN		FILCAR03-M		6/1/25	
4582945	OHSA Workplace Insptn (Office, Ops) Angus WWTP (1m) 5645	OPER	CLOSE	3		5645-WWAN		HSCWI-M		6/1/25	
4587654	Analyzer Turbidity Portable Insp TAG 202480 (1m) 6065	PM	CLOSE	3		5645-WWAN	0000202480	ANATUR15		6/1/25	
4587675	Analyzer PH/DO/TSS Probe Portable Insp/Calib (1m) 6065	PM	CLOSE	3		5645-WWAN	0000348515	ANALPH02-M		6/1/25	

Work Order List

Site: OCWASITE

Work Order	Description	Type	Status	Priority	Lead	Location:	Asset	Job Plan	Parent WO	Schedule Start	Schedule Finish
4587680	Analyzer PH Portable Insp/Calib Angus WWT (1m) 5645	PM	CLOSE	3		5645-WWAN	0000348516	ANALPH02-M		6/1/25	
4587685	Analyzer PH Lab Insp/Calibration Angus WWT (1m) 6065	PM	CLOSE	3		5645-WWAN	0000348517	ANALPH02-M		6/1/25	
4590543	Monthly Blower/Motor Inspection/Service 1m (5645)	PM	CLOSE	3		5645-WWAN		BLOWER03-M		6/1/25	
4595220	UV Light Bank Route Inspection (1m) 5645	PM	CLOSE	3		5645-WWAN		UVREA02-M		6/1/25	
4595453	Facility Health & Safety Inspection Angus SP02 (1m) 5645	OPER	CLOSE	3		5645-SP02		HSCWI-MR01		6/1/25	
4595470	Engine Natural Gas Genset Test PS01 (1m) 5645	PM	CLOSE	3		5645-SP01	0000398938	ENGNAT02		6/1/25	
4595496	Analyzer DO TSS Aeration Tanks Service Angus WWTP (1m) 5645	PM	CLOSE	3		5645-WWAN-P	0000398824	ANADO01-M		6/1/25	
4604139	179 Mill St sewer backup	CALL	CLOSE	5	E00001078	5645					
4604514	Generator run(5645)	CALL	CLOSE	5	E00001078	5645-WWAN					
4605169	Facility Health & Safety Inspection Angus SP01 (1m) 5645	OPER	CLOSE	3		5645-SP01		HSCWI-MR01		6/9/25	
4605844	Angus WWTP Power Fail (5645)	CALL	CLOSE	5	92964896X	5645-WWAN-P					
4608371	Angus WWTF RAS/WAS pump fail (5645)-06/22/25	CALL	CLOSE	5	E00001411	5645					
4609055	Panel Alarm/Dialer 02 Testing Admin Bldg (1m) 5645	PM	CLOSE	3		5645-WWAN	0000395488	PANALA03		6/26/25	
4609637	Biosolids Spill - Angus WPCP - SAC #1-ON4UPI - 5645	ADMIN	CLOSE	5		5645-WWAN					
4627855	Panel Alarm/Dialer Testing Blower Bldg (1m) 5645	PM	CLOSE	3		5645-WWAN-P	0000093165	PANALA03		7/1/25	
4627862	Engine Diesel 02 Genset Test Angus WWTP (1m) 5645	PM	CLOSE	3		5645-WWAN-F	0000092625	ENGDI02-M		7/1/25	
4627881	Engine Diesel 03 Genset Test PS02 (1m) 5645	PM	CLOSE	3		5645-SP02	0000092695	ENGDI02-M		7/1/25	
4628520	Valve/Meter Chamber Inspection Angus SP01 (1m) 5645	PM	CLOSE	3		5645-SP01		FACOG12GB		7/1/25	
4628529	Sampling Fluid Biosolids Angus WWT (1m) 5645	PM	CLOSE	3		5645-WWAN		SAMPLE06		7/1/25	

Work Order List

Site: OCWASITE

Work Order	Description	Type	Status	Priority	Lead	Location:	Asset	Job Plan	Parent WO	Schedule Start	Schedule Finish
4642199	Check Oil In Clarifier Gearboxes Angus WWT (2m) 5645	PM	CLOSE	3		5645-WWAN-P		GEAROIL		7/2/25	
4644100	Angus WWTP Weekly Facility & Security Inspections (1m) 5645	PM	CLOSE	3		5645-WWAN-F		1240FACSEC		7/2/25	
4646004	Analyzer Detector Gas Portable Calib/Srv 386001 (6m) 5645	PM	CLOSE	3		5645-WWAN	0000386001	GASDET02-A		7/2/25	
4646010	Analyzer Detector Gas Portable Calib/Srv 386002 (6m) 5645	PM	CLOSE	3		5645-WWAN	0000386002	GASDET02-A		7/2/25	
4646314	Engine Natural Gas Genset Test PS01 (1m) 5645	PM	CLOSE	3		5645-SP01	0000398938	ENGNAT02		7/2/25	
4646975	Angus WWTP Step Screen / Washpress Insp (1m) 5645	PM	CLOSE	3		5645-WWAN-P		SCRTRA01-M		7/2/25	
4646978	Filter Cartridge Disk Route Inspection Angus WWTP (1m) 5645	PM	CLOSE	3		5645-WWAN		FILCAR03-M		7/2/25	
4647250	OHSA Workplace Insptn (Office, Ops) Angus WWTP (1m) 5645	OPER	CLOSE	3		5645-WWAN		HSCWI-M		7/2/25	
4651036	Analyzer Turbidity Portable Insp TAG 202480 (1m) 6065	PM	CLOSE	3		5645-WWAN	0000202480	ANATUR06-Q		7/2/25	
4651049	Analyzer PH/DO/TSS Probe Portable Insp/Calib (1m) 6065	PM	CLOSE	3		5645-WWAN	0000348515	ANALPH02-M		7/2/25	
4651054	Analyzer PH Portable Insp/Calib Angus WWT (1m) 5645	PM	CLOSE	3		5645-WWAN	0000348516	ANALPH02-M		7/2/25	
4651059	Analyzer PH Lab Insp/Calibration Angus WWT (1m) 6065	PM	CLOSE	3		5645-WWAN	0000348517	ANALPH02-M		7/2/25	
4654644	UV Light Bank Route Inspection (1m) 5645	PM	CLOSE	3		5645-WWAN		UVREA02-M		7/3/25	
4655715	Monthly Blower/Motor Inspection/ Service 1m (5645)	PM	CLOSE	3		5645-WWAN		BLOWER03-M		7/3/25	
4658516	Facility Health & Safety Inspection Angus SP02 (1m) 5645	OPER	CLOSE	3		5645-SP02		HSCWI-MR01		7/4/25	
4658534	Analyzer DO TSS Aeration Tanks Service Angus WWTP (1m) 5645	PM	CLOSE	3		5645-WWAN-P	0000398824	ANADO01-M		7/4/25	
4659378	Check Expiry Dates of Lab Items Angus WWT (6m) 5645	PM	CLOSE	3		5645-WWAN-P		EXPREG01-A		7/4/25	
4659659	Analyzer Detector Gas Portable Calib/Srv Red Ut (6m) 5645	PM	CLOSE	3		5645-WWAN	0000348511	GASDET02-A		7/5/25	
4659665	Analyzer Detector Gas Portable Calib/Srv Yellow Ut (6m) 5645	PM	CLOSE	3		5645-WWAN	0000348512	GASDET02-A		7/5/25	

Work Order List

Site: OCWASITE

Work Order	Description	Type	Status	Priority	Lead	Location:	Asset	Job Plan	Parent WO	Schedule Start	Schedule Finish
4660647	Facility Health & Safety Inspection Angus SP01 (1m) 5645	OPER	CLOSE	3		5645-SP01		HSCWI-MR01		7/9/25	
4662468	WSER Q2 Submission (due August 15) - Angus WPCP	PM	CLOSE	3		5645		RP05		8/15/25	
4663504	New VFD for RAS Pump	CORR	CLOSE	2	E00001529	5645					
4663717	Bypass Incident- 1-P7FEP5 - Angus WPCP - July 23, 2025	OPER	CLOSE	5		5645					
4663879	Angus Wastewater Multiple Alarms (5645)	CALL	CLOSE	5	92964896X	5645-WWAN-P					
4664075	Panel Alarm/Dialer 02 Testing Admin Bldg (1m) 5645	PM	CLOSE	3		5645-WWAN	0000395488	PANALA03		7/26/25	
4664314	Power related filter issues	CALL	CLOSE	5	73905272X	5645-WWAN-P					
4672426	Panel Alarm/Dialer Testing Blower Bldg (1m) 5645	PM	CLOSE	3		5645-WWAN-P	0000093165	PANALA03		8/1/25	
4672433	Engine Diesel 02 Genset Test Angus WWTP (1m) 5645	PM	CLOSE	3		5645-WWAN-F	0000092625	ENGDIE02-M		8/1/25	
4672452	Engine Diesel 03 Genset Test PS02 (1m) 5645	PM	CLOSE	3		5645-SP02	0000092695	ENGDIE02-M		8/1/25	
4673105	Valve/Meter Chamber Inspection Angus SP01 (1m) 5645	PM	CLOSE	3		5645-SP01		FACOG12GB		8/1/25	
4673114	Sampling Fluid Biosolids Angus WWT (1m) 5645	PM	CLOSE	3		5645-WWAN		SAMPLE06		8/1/25	
4674544	Lifting Equipt {Qty-43} Route Inspection Angus (1y) 5105	PM	COMP	3		5645-WWAN		LIFDEV01-A		8/1/25	
4685786	Angus WWTP Weekly Facility & Security Inspections (1m) 5645	PM	CLOSE	3		5645-WWAN-F		1240FACSEC		8/1/25	
4686803	Angus WWTP Step Screen / Washpress Insp (1m) 5645	PM	CLOSE	3		5645-WWAN-P		SCRTRA01-M		8/1/25	
4686806	Filter Cartridge Disk Route Inspection Angus WWTP (1m) 5645	PM	CLOSE	3		5645-WWAN		FILCAR03-M		8/1/25	
4687081	OHSA Workplace Insptn (Office, Ops) Angus WWTP (1m) 5645	OPER	CLOSE	3		5645-WWAN		HSCWI-M		8/1/25	
4691362	Analyzer Turbidity Portable Insp TAG 202480 (1m) 6065	PM	CLOSE	3		5645-WWAN	0000202480	ANATUR15		8/1/25	
4691383	Analyzer PH/DO/TSS Probe Portable Insp/Calib (1m) 6065	PM	CLOSE	3		5645-WWAN	0000348515	ANALPH02-M		8/1/25	

Work Order List

Site: OCWASITE

Work Order	Description	Type	Status	Priority	Lead	Location:	Asset	Job Plan	Parent WO	Schedule Start	Schedule Finish
4691388	Analyzer PH Portable Insp/Calib Angus WWT (1m) 5645	PM	CLOSE	3		5645-WWAN	0000348516	ANALPH02-M		8/1/25	
4691393	Analyzer PH Lab Insp/Calibration Angus WWT (1m) 6065	PM	CLOSE	3		5645-WWAN	0000348517	ANALPH02-M		8/1/25	
4693999	Monthly Blower/Motor Inspection/Service 1m (5645)	PM	CLOSE	3		5645-WWAN		BLOWER03-M		8/1/25	
4698317	UV Light Bank Route Inspection (1m) 5645	PM	CLOSE	3		5645-WWAN		UVREA02-M		8/1/25	
4698529	Facility Health & Safety Inspection Angus SP02 (1m) 5645	OPER	CLOSE	3		5645-SP02		HSCWI-MR01		8/1/25	
4698546	Engine Natural Gas Genset Test PS01 (1m) 5645	PM	CLOSE	3		5645-SP01	0000398938	ENGNAT02		8/1/25	
4698572	Analyzer DO TSS Aeration Tanks Service Angus WWTP (1m) 5645	PM	CLOSE	3		5645-WWAN-P	0000398824	ANADO01-M		8/1/25	
4708166	Facility Health & Safety Inspection Angus SP01 (1m) 5645	OPER	CLOSE	3		5645-SP01		HSCWI-MR01		8/9/25	
4709680	Clarifier trip unrestored (5645)	CALL	CLOSE	5	E00001078	5645					
4710126	Angus WPCP - Biosolids Overflow/Spill Incident - SAC # 1-PCDYYS - August 18, 2025	OPER	CLOSE	3	E00000856	5645		CM03			
4711279	Panel Alarm/Dialer 02 Testing Admin Bldg (1m) 5645	PM	CLOSE	3		5645-WWAN	0000395488	PANALA03		8/26/25	
4720040	Panel Alarm/Dialer Testing Blower Bldg (1m) 5645	PM	COMP	3		5645-WWAN-P	0000093165	PANALA03		9/1/25	

Work Order List

Site: OCWASITE

Work Order	Description	Type	Status	Priority	Lead	Location:	Asset	Job Plan	Parent WO	Schedule Start	Schedule Finish
4720047	Engine Diesel 02 Genset Test Angus WWTP (1m) 5645	PM	CLOSE	3		5645-WWAN-F	0000092625	ENGDIE02-M		9/1/25	
4720066	Engine Diesel 03 Genset Test PS02 (1m) 5645	PM	CLOSE	3		5645-SP02	0000092695	ENGDIE02-M		9/1/25	
4720706	Valve/Meter Chamber Inspection Angus SP01 (1m) 5645	PM	CLOSE	3		5645-SP01		FACOG12GB		9/1/25	
4720715	Sampling Fluid Biosolids Angus WWT (1m) 5645	PM	CLOSE	3		5645-WWAN		SAMPLE06		9/1/25	
4735840	Angus WWTP Weekly Facility & Security Inspections (1m) 5645	PM	CLOSE	3		5645-WWAN-F		1240FACSEC		9/1/25	
4737030	Angus WWTP Step Screen / Washpress Insp (1m) 5645	PM	CLOSE	3		5645-WWAN-P		SCRTRA01-M		9/1/25	
4737033	Filter Cartridge Disk Route Inspection Angus WWTP (1m) 5645	PM	CLOSE	3		5645-WWAN		FILCAR03-M		9/1/25	
4741994	Analyzer Turbidity Portable Insp TAG 202480 (1m) 6065	PM	CLOSE	3		5645-WWAN	0000202480	ANATUR15		9/1/25	
4742015	Analyzer PH/DO/TSS Probe Portable Insp/Calib (1m) 6065	PM	CLOSE	3		5645-WWAN	0000348515	ANALPH02-M		9/1/25	
4742020	Analyzer PH Portable Insp/Calib Angus WWT (1m) 5645	PM	COMP	3		5645-WWAN	0000348516	ANALPH02-M		9/1/25	
4742025	Analyzer PH Lab Insp/Calibration Angus WWT (1m) 6065	PM	CLOSE	3		5645-WWAN	0000348517	ANALPH02-M		9/1/25	
4744805	Monthly Blower/Motor Inspection/Service 1m (5645)	PM	COMP	3		5645-WWAN		BLOWER03-M		9/1/25	
4749895	UV Light Bank Route Inspection (1m) 5645	PM	COMP	3		5645-WWAN		UVREA02-M		9/1/25	
4750083	Facility Health & Safety Inspection Angus SP02 (1m) 5645	OPER	CLOSE	3		5645-SP02		HSCWI-MR01		9/1/25	
4750100	Engine Natural Gas Genset Test PS01 (1m) 5645	PM	COMP	3		5645-SP01	0000398938	ENGNAT02		9/1/25	
4750129	Drive VFD Insp/Srv Route Angus WWTP (1y) 5645	PM	BUSCOMP	3		5645-WWAN		DRIVFD01-A		9/1/25	
4750136	Analyzer DO TSS Aeration Tanks Service Angus WWTP (1m) 5645	PM	COMP	3		5645-WWAN-P	0000398824	ANADO01-M		9/1/25	
4760542	Facility Health & Safety Inspection Angus SP01 (1m) 5645	OPER	COMP	3		5645-SP01		HSCWI-MR01		9/9/25	
4761333	2025-09-11 Angus WWTP 5645 Intruder Alarm	CALL	CLOSE	5	E00001556	5645					

Work Order List

Site: OCWASITE

Work Order	Description	Type	Status	Priority	Lead	Location:	Asset	Job Plan	Parent WO	Schedule Start	Schedule Finish
4762151	2025-09-14 Angus WWTP 5645 Blower Alarm	CALL	CLOSE	5	E00001556	5645					
4762855	Angus wwtp (5645)- blower1,2,3 fail alarm- 19th sep, 2025	CALL	CLOSE	5	E00001411	5645					
4763353	Angus wwtp-Blower 1,2,3 fail(5645)- 21st sep,2025	CALL	CLOSE	5	E00001411	5645					
4763974	High Raswas pit (5645)	CALL	CLOSE	5	E00001078	5645					
4763979	Panel Alarm/Dialer 02 Testing Admin Bldg (1m) 5645	PM	CLOSE	3		5645-WWAN	0000395488	PANALA03		9/26/25	
4772987	Panel Alarm/Dialer Testing Blower Bldg (1m) 5645	PM	CLOSE	3		5645-WWAN-P	0000093165	PANALA03		10/1/25	
4772994	Engine Diesel 02 Genset Test Angus WWTP (1m) 5645	PM	CLOSE	3		5645-WWAN-F	0000092625	ENGDI02-M		10/1/25	
4773013	Engine Diesel 03 Genset Test PS02 (1m) 5645	PM	CLOSE	3		5645-SP02	0000092695	ENGDI02-M		10/1/25	
4773664	Valve/Meter Chamber Inspection Angus SP01 (1m) 5645	PM	CLOSE	3		5645-SP01		FACOG12GB		10/1/25	
4773673	Sampling Fluid Biosolids Angus WWT (1m) 5645	PM	CLOSE	3		5645-WWAN		SAMPLE06		10/1/25	
4775189	Confined Space Gas Detectors {Qty-7} Calibra (6m) 5105	PM	COMP	3		124000		ANAGASCL-S		10/1/25	
4789452	Heater Electric Insp/Service Route Angus WT (5m) 5645	PM	CLOSE	3		5645-WWAN		HEATER01-S		10/1/25	
4790018	Angus WWTP Weekly Facility & Security Inspections (1m) 5645	PM	CLOSE	3		5645-WWAN-F		1240FACSEC		10/1/25	
4791559	Angus WWTP Step Screen / Washpress Insp (1m) 5645	PM	CLOSE	3		5645-WWAN-P		SCRTRA01-M		10/1/25	
4791574	Filter Cartridge Disk Route Inspection Angus WWTP (1m) 5645	PM	CLOSE	3		5645-WWAN		FILCAR03-M		10/1/25	
4796099	Analyzer Turbidity Portable Insp TAG 202480 (1m) 6065	PM	CLOSE	3		5645-WWAN	0000202480	ANATUR06-Q		10/1/25	
4796112	Analyzer PH/DO/TSS Probe Portable Insp/Calib (1m) 6065	PM	CLOSE	3		5645-WWAN	0000348515	ANALPH02-M		10/1/25	
4796117	Analyzer PH Portable Insp/Calib Angus WWT (1m) 5645	PM	CLOSE	3		5645-WWAN	0000348516	ANALPH02-M		10/1/25	
4796122	Analyzer PH Lab Insp/Calibration Angus WWT (1m) 6065	PM	CLOSE	3		5645-WWAN	0000348517	ANALPH02-M		10/1/25	

Work Order List

Site: OCWASITE

Work Order	Description	Type	Status	Priority	Lead	Location:	Asset	Job Plan	Parent WO	Schedule Start	Schedule Finish
4799202	Monthly Blower/Motor Inspection/ Service 1m (5645)	PM	CLOSE	3		5645-WWAN		BLOWER03-M		10/1/25	
4803899	UV Light Bank Route Inspection (1m) 5645	PM	CLOSE	3		5645-WWAN		UVREA02-M		10/1/25	
4804139	Engine Natural Gas Genset Test PS01 (1m) 5645	PM	CLOSE	3		5645-SP01	0000398938	ENGNAT02		10/1/25	
4804165	Analyzer DO TSS Aeration Tanks Service Angus WWTP (1m) 5645	PM	CLOSE	3		5645-WWAN-	0000398824	ANADO01-M		10/1/25	
4815827	Facility Health & Safety Inspection Angus SP01 (1m) 5645	OPER	CLOSE	3		5645-SP01		HSCWI-MR01		10/9/25	
4817168	WSER Q3 Submission (due November 14) - Angus WPCP	PM	CLOSE	3		5645		RP05		11/15/25	
4817973	10/19/25 Angus WWTF - Blower 1,2,3 Fail 5645	CALL	CLOSE	5	E00001594	5645-WWAN					
4840991	Angus WWTP Step Screen / Washpress Insp (1m) 5645	PM	CLOSE	3		5645-WWAN-		SCRTRA01-M		11/1/25	
4840994	Filter Cartridge Disk Route Inspection Angus WWTP (1m) 5645	PM	CLOSE	3		5645-WWAN		FILCAR03-M		11/1/25	
4845425	Analyzer Turbidity Portable Insp TAG 202480 (1m) 6065	PM	COMP	3		5645-WWAN	0000202480	ANATUR15		11/1/25	
4845450	Analyzer PH/DO/TSS Probe Portable Insp/Calib (1m) 6065	PM	COMP	3		5645-WWAN	0000348515	ANALPH02-M		11/1/25	
4845455	Analyzer PH Portable Insp/Calib Angus WWT (1m) 5645	PM	CLOSE	3		5645-WWAN	0000348516	ANALPH02-M		11/1/25	

Work Order List

Site: OCWASITE

Work Order	Description	Type	Status	Priority	Lead	Location:	Asset	Job Plan	Parent WO	Schedule Start	Schedule Finish
4845460	Analyzer PH Lab Insp/Calibration Angus WWT (1m) 6065	PM	CLOSE	3		5645-WWAN	0000348517	ANALPH02-M		11/1/25	
4847809	Monthly Blower/Motor Inspection/Service 1m (5645)	PM	CLOSE	3		5645-WWAN		BLOWER03-M		11/1/25	
4852291	UV Light Bank Route Inspection (1m) 5645	PM	CLOSE	3		5645-WWAN		UVREA02-M		11/1/25	
4852416	Facility Health & Safety Inspection Angus SP02 (1m) 5645	OPER	CLOSE	3		5645-SP02		HSCWI-MR01		11/1/25	
4852433	Engine Natural Gas Genset Test PS01 (1m) 5645	PM	CLOSE	3		5645-SP01	0000398938	ENGNAT02		11/1/25	
4852459	Analyzer DO TSS Aeration Tanks Service Angus WWTP (1m) 5645	PM	CLOSE	3		5645-WWAN-P	0000398824	ANADO01-M		11/1/25	
4861170	Angus wwtp-Step screen/washer press fault(5645)-nov 5,2025	CALL	CLOSE	5	E00001411	5645					
4861381	Angus WW Pump Station Heater Repair	CORR	CLOSE	4	E00001478	5645-SP02				11/6/25	
4861988	2025-11-07 & 08 Angus WWTP 5645 Blower Fail	CALL	CLOSE	5	E00001556	5645					
4862864	Non-Compliance - ECA 7826-BRPRAW - Sept 2025 Mon Avg TP Conc. Exceedance - Angus WPCP 5645	PM	CLOSE	5		5645					
4863323	Angus WWTP ras pump fail and blower 1,2,3 fail (5645)	CALL	CLOSE	5	E00001282	5645					
4863490	Angus WWTP distribution analyzer high chlorine (5645)	CALL	CLOSE	5	E00001282	5645					
4863707	Angus wwtp distribution low chlorine (5645)	CALL	CLOSE	5	E00001282	5645					
4890578	Analyzer Turbidity Portable Insp TAG 202480 (1m) 6065	PM	COMP	3		5645-WWAN	0000202480	ANATUR15		12/1/25	
4890599	Analyzer PH/DO/TSS Probe Portable Insp/Calib (1m) 6065	PM	COMP	3		5645-WWAN	0000348515	ANALPH02-M		12/1/25	
4890609	Analyzer PH Lab Insp/Calibration Angus WWT (1m) 6065	PM	COMP	3		5645-WWAN	0000348517	ANALPH02-M		12/1/25	
4906902	12/04/25 Angus WWTF - Blower 1,2,3 Fail 5645	CALL	CLOSE	5	E00001594	5645-WWAN					
4907075	12/06/25 Angus WWTF - Blower 1,2,3 Fail 5645	CALL	CLOSE	5	E00001594	5645-WWAN					

Work Order List

Site: OCWASITE

Work Order	Description	Type	Status	Priority	Lead	Location:	Asset	Job Plan	Parent WO	Schedule Start	Schedule Finish
4907344	12/07/25 Angus WWTF - Blower 1,2,3 Fail 5645	CALL	CLOSE	5	E00001594	5645-WWAN					
4907802	December 1st Angus WWTP step screen alarm at 21:10	CALL	CLOSE	5	E00001478	5645-WWAN-P					
4907861	12/08/25 Angus WWTF - Step screen/washer press fault 5645	CALL	CLOSE	5	E00001594	5645-WWAN					
4908209	Multiple alarms angus wwtp(5645)-dec 11,2025	CALL	CLOSE	5	E00001411	5645					
4908766	Step screen/washer-press fault-angus wwtp (5645)- dec 14,2025	CALL	CLOSE	5	E00001411	5645					
4908860	Blower 1,2,3 fail-angus wwtp(5645)- dec 14,2025	CALL	CLOSE	5	E00001411	5645					
4911051	Angus WWTP washpress fault (5645)	CALL	COMP	5	E00001282	5645					

Number of Records: 325

2025 Annual Performance Report

Appendix C

Calibration Reports: Portable Monitoring Units and Flow Meters



FLOWMETRIX

TECHNICAL SERVICES

AS FOUND CERTIFICATION
FORWARD FLOW DIRECTION

PASS

CLIENT DETAIL

CUSTOMER OCWA - South Simcoe
CONTACT Charlie Bowler
Senior Operations Manager
147 Centre St
Angus, ON L0M 1B5
T: 705-794-3188
E: cbowler@ocwa.com

EQUIPMENT DETAIL

[MUT] MANUFACTURER ROSEMOUNT
MODEL 8712D
CONVERTER SERIAL NUMBER 0860189794

PLANT ID Angus WWTP
METER ID WAS Flow
FIT ID n/a
CLIENT TAG n/a
OTHER OCWA: 92690
GPS COORDINATES n/a

VERIFICATION DATE July 28th 2025
CAL. FREQUENCY Annual
CAL. DUE DATE July 2026

VER. BY - FM Charles Francisco

Quality Management Standards Information -
Reference equipment and instrumentation used to
conduct this verification test is found in our AC-
QMS document at the time this test was
conducted.

PROGRAMMING PARAMETERS

DIAMETER (DN) mm 100
F.S. FLOW - MAG LPS n/a
F.S. RANGE - O/P LPS 98.000
TUBE CAL. FACTOR 0959706209542005

FORWARD TOTALIZER INFORMATION

AS FOUND 524772928 LITER
AS LEFT 524783104 LITER
DIFFERENCE 10176 LITER

TEST CRITERIA

AS FOUND CERTIFICATION TEST Yes
FORWARD FLOW DIRECTION Yes
ALLOWABLE [%] ERROR 15

COMPONENTS TESTED

CONVERTER DISPLAY yes
mA OUTPUT yes
TOTALIZER yes
ACCURACY BASED ON [% o.r.] yes
ERROR DOCUMENTED IN THIS REPORT; BASED ON % o.r.

VERIFICATOR CAL. FACTOR 1000015010000000
[16-digits]

FLOW TUBE SIMULATION

	0	3	10	30	ft/s
DISPLAY	0.000	3.000	10.000	30.000	ft/s
MUT Reading	0.000	3.000	10.000	30.010	ft/s
MUT % Error	n/a	0.00	0.00	0.03	%
mA OUTPUT	4.000	5.600	9.333	20.000	mA
MUT Reading	4 mA	5.593	9.325	19.984	mA
MUT % Error	20 mA	-0.12	-0.09	-0.08	%
TOTALIZER				30.00	ft/s
TEST Accumulation				1856.00	ft
TIME				61.59	seconds
CALC. Velocity				30.13	ft/s
% Error				0.45	%

QUALITY MANAGEMENT STANDARDS INFO.

[QMS] INFORMATION	IDENT.	ID #
[REFERENCE] FTS	ROS	1
PROCESS METER	PM	0
ANALOG METER	AM	N/A
STOP WATCH	SW	Yes

*All values are for "As Found" values.

COMMENTS

RESULTS

TEST	AVG % o.r.	PASS FAIL
DISPLAY	0.01	PASS
mA OUTPUT	-0.10	PASS
TOTALIZER	0.45	PASS

This report reflects the test results of the overall accuracy for the above flow converter using the specified manufacturers flow tube simulator to within the specified tolerance as identified within this report.

AS FOUND CERTIFICATION

FORWARD FLOW DIRECTION

FAIL

CLIENT DETAIL		EQUIPMENT DETAIL	
CUSTOMER	OCWA - South Simcoe	[MUT] MANUFACTURER	ROSEMOUNT
CONTACT	Charlie Bowler Senior Operations Manager 147 Centre St Angus, ON L0M 1B5 T: 705-794-3188 E: cbowler@ocwa.com	MODEL	8712D
		CONVERTER SERIAL NUMBER	0860189793
		PLANT ID	Angus WWTP
		METER ID	RAS Flow
		FIT ID	n/a
		CLIENT TAG	n/a
		OTHER	OCWA: 92689
		GPS COORDINATES	n/a
VER. BY - FM	Charles Francisco	VERIFICATION DATE	July 28th 2025
Quality Management Standards Information - Reference equipment and instrumentation used to conduct this verification test is found in our AC- QMS document at the time this test was conducted		CAL. FREQUENCY	Annual
		CAL. DUE DATE	July 2026

PROGRAMMING PARAMETERS			FORWARD TOTALIZER INFORMATION	
DIAMETER (DN)	mm	100	AS FOUND	n/a LITER
F.S. FLOW - MAG	LPS	n/a	AS LEFT	n/a LITER
F.S. RANGE - O/P	LPS	82.000	DIFFERENCE	n/a LITER
TUBE CAL. FACTOR		0949705809442005		
			TEST CRITERIA	
			AS FOUND CERTIFICATION TEST	Yes
			FORWARD FLOW DIRECTION	Yes
			ALLOWABLE [%] ERROR	15
			COMPONENTS TESTED	
			CONVERTER DISPLAY	no
			mA OUTPUT	no
			TOTALIZER	no
			ACCURACY BASED ON [% o.r.]	yes
			ERROR DOCUMENTED IN THIS REPORT; BASED ON % o.r.	

VERIFICATOR CAL. FACTOR 1000015010000000
[16-digits]

FLOW TUBE SIMULATION		0	3	10	30	ft/s
DISPLAY		0.000	3.000	10.000	30.000	ft/s
MUT Reading						ft/s
MUT % Error		n/a	#DIV/0!	#DIV/0!	#DIV/0!	%
mA OUTPUT		4.000	5.600	9.333	20.000	mA
MUT Reading	4 mA					mA
MUT % Error	20 mA					%
TOTALIZER						
TEST Accumulation						
TIME						
CALC. Velocity						
% Error						

QUALITY MANAGEMENT STANDARDS INFO.

[QMS] INFORMATION	IDENT.	ID #
[REFERENCE] FTS	ROS	1
PROCESS METER	PM	0
ANALOG METER	AM	N/A
STOP WATCH	SW	Yes

*All values are for "As Found" values.

COMMENTS	RESULTS		
	TEST	AVG % o.r.	PASS FAIL
Note: Unable to verify unit since display is not working.	DISPLAY	N/A	N/A
	mA OUTPUT	N/A	N/A
	TOTALIZER	N/A	N/A

This report reflects the test results of the overall accuracy for the above flow converter using the specified manufacturers flow tube simulator to within the specified tolerance as identified within this report.



AS FOUND CERTIFICATION
FORWARD FLOW DIRECTION

PASS

CLIENT DETAIL

CUSTOMER OCWA - South Simcoe
CONTACT Charlie Bowler
Senior Operations Manager
147 Centre St
Angus, ON L0M 1B5
T: 705-794-3188
E: cbowler@ocwa.com

EQUIPMENT DETAIL

[MUT] MANUFACTURER ROSEMOUNT
MODEL 8712D
CONVERTER SERIAL NUMBER 0860188153

PLANT ID Angus WWTP
METER ID PS1 Flow
FIT ID n/a
CLIENT TAG n/a
OTHER OCWA: 92705
GPS COORDINATES n/a

VERIFICATION DATE July 28th 2025
CAL. FREQUENCY Annual
CAL. DUE DATE July 2026

VER. BY - FM Charles Francisco

Quality Management Standards Information -
Reference equipment and instrumentation used to
conduct this verification test is found in our AC-
QMS document at the time this test was
conducted.

PROGRAMMING PARAMETERS

DIAMETER (DN) mm 200
F.S. FLOW - MAG LPS n/a
F.S. RANGE - O/P LPS 200.000
TUBE CAL. FACTOR 1040205610118005

FORWARD TOTALIZER INFORMATION

AS FOUND 29641086 LITER
AS LEFT 29649599 LITER
DIFFERENCE 8513 LITER

TEST CRITERIA

AS FOUND CERTIFICATION TEST Yes
FORWARD FLOW DIRECTION Yes
ALLOWABLE [%] ERROR 15

COMPONENTS TESTED

CONVERTER DISPLAY yes
mA OUTPUT yes
TOTALIZER yes
ACCURACY BASED ON [% o.r.] yes
ERROR DOCUMENTED IN THIS REPORT; BASED ON % o.r.

VERIFICATOR CAL. FACTOR 1000015010000000
[16-digits]

FLOW TUBE SIMULATION

	0	3	10	30	ft/s
DISPLAY	0.000	3.000	10.000	30.000	ft/s
MUT Reading	0.000	2.970	10.000	30.000	ft/s
MUT % Error	n/a	-1.01	0.00	0.00	%
mA OUTPUT	4.000	5.600	9.333	20.000	mA
MUT Reading 4 mA	4.004	5.592	9.343	20.017	mA
MUT % Error 20 mA	0.10	-0.14	0.10	0.08	%
TOTALIZER				30.00	ft/s
TEST Accumulation				1935.00	ft
TIME				64.57	seconds
CALC. Velocity				29.97	ft/s
% Error				-0.11	%

QUALITY MANAGEMENT STANDARDS INFO.

[QMS] INFORMATION	IDENT.	ID #
[REFERENCE] FTS	ROS	1
PROCESS METER	PM	0
ANALOG METER	AM	N/A
STOP WATCH	SW	Yes

*All values are for "As Found" values.

COMMENTS

RESULTS

TEST	AVG % o.r.	PASS FAIL
DISPLAY	-0.34	PASS
mA OUTPUT	0.02	PASS
TOTALIZER	-0.11	PASS

This report reflects the test results of the overall accuracy for the above flow converter using the specified manufacturers flow tube simulator to within the specified tolerance as identified within this report.



FLOWMETRIX

TECHNICAL SERVICES

AS FOUND CERTIFICATION
FORWARD FLOW DIRECTION

PASS

CLIENT DETAIL

CUSTOMER OCWA - South Simcoe
CONTACT Charlie Bowler
Senior Operations Manager
147 Centre St
Angus, ON L0M 1B5
T: 705-794-3188
E: cbowler@ocwa.com

EQUIPMENT DETAIL

[MUT] MANUFACTURER ROSEMOUNT
MODEL 8712D
CONVERTER SERIAL NUMBER 0860189903

PLANT ID Angus WWTP
METER ID Secondary Effluent
FIT ID n/a
CLIENT TAG n/a
OTHER OCWA: 92599
GPS COORDINATES n/a

VERIFICATION DATE July 28th 2025
CAL. FREQUENCY Annual
CAL. DUE DATE July 2026

VER. BY - FM Charles Francisco

Quality Management Standards Information -
Reference equipment and instrumentation used to
conduct this verification test is found in our AC-
QMS document at the time this test was
conducted.

PROGRAMMING PARAMETERS

DIAMETER (DN) mm 200
F.S. FLOW - MAG LPS n/a
F.S. RANGE - O/P LPS 70.000
TUBE CAL. FACTOR 1019805609913005

FORWARD TOTALIZER INFORMATION

AS FOUND 0 LITER
AS LEFT 0 LITER
DIFFERENCE 0 LITER

TEST CRITERIA

AS FOUND CERTIFICATION TEST Yes
FORWARD FLOW DIRECTION Yes
ALLOWABLE [%] ERROR 15

COMPONENTS TESTED

CONVERTER DISPLAY yes
mA OUTPUT yes
TOTALIZER yes
ACCURACY BASED ON [% o.r.] yes
ERROR DOCUMENTED IN THIS REPORT; BASED ON % o.r.

VERIFICATOR CAL. FACTOR 1000015010000000
[16-digits]

FLOW TUBE SIMULATION

	0	3	10	30	ft/s
DISPLAY	0.000	3.000	10.000	30.000	ft/s
MUT Reading	0.000	2.990	10.010	30.010	ft/s
MUT % Error	n/a	-0.33	0.10	0.03	%
mA OUTPUT	4.000	5.600	9.333	20.000	mA
MUT Reading	4 mA	5.591	9.332	19.991	mA
MUT % Error	20 mA	-0.16	-0.01	-0.05	%
TOTALIZER				30.00	ft/s
TEST Accumulation				1890.00	ft
TIME				62.84	seconds
CALC. Velocity				30.08	ft/s
% Error				0.25	%

QUALITY MANAGEMENT STANDARDS INFO.

[QMS] INFORMATION	IDENT.	ID #
[REFERENCE] FTS	ROS	1
PROCESS METER	PM	0
ANALOG METER	AM	N/A
STOP WATCH	SW	Yes

*All values are for "As Found" values.

COMMENTS

Note: Unit programming was found to be programmed incorrectly. Size programmed as 0.10 inch and with incorrect URV.

Unit reprogrammed properly based on data in the unit cover.

RESULTS

TEST	AVG % o.r.	PASS FAIL
DISPLAY	-0.07	PASS
mA OUTPUT	-0.07	PASS
TOTALIZER	0.25	PASS

This report reflects the test results of the overall accuracy for the above flow converter using the specified manufacturers flow tube simulator to within the specified tolerance as identified within this report.

AS FOUND CERTIFICATION

PASS

CLIENT DETAIL

CUSTOMER OCWA - South Simcoe
CONTACT Charlie Bowler
Senior Operations Manager
147 Centre St
Angus, ON L0M 1B5
T: 705-794-3188
E: cbowler@ocwa.com

EQUIPMENT DETAIL

[MUT] MANUFACTURER Milltronics
MODEL OCM III
CONVERTER SERIAL NUMBER PBD/41200080

PLANT ID Angus WWTP
METER ID Final Effluent Flow Meter
FIT ID N/A
CLIENT TAG N/A
OTHER OCWA: 92600
GPS COORDINATES N/A

VERIFICATION DATE July 28th 2025
CAL. FREQUENCY Annual
CAL. DUE DATE July 2026

VER. BY - FM Charles Francisco

Quality Management Standards Information -
Reference equipment and instrumentation used to
conduct this verification test is found in our AC-QMS
document at the time this test was conducted.

PROGRAMMING PARAMETERS

NOTCH ANGLE (φ)	inches	90
EMPTY DISTANCE, TX to notch	m	0.870
TRANSDUCER (TX), to sump flc	m	n/a
SUMP LEVEL, zero flow	m	n/a
MAX. HEAD	m	0.546
BLANKING DISTANCE	m	0.305
DEAD ZONE	m	0.019
MAX. FLOW	LPS	304.0
F.S. RANGE - O/P	LPS	304.0

TOTALIZER

AS FOUND	81690128	LITER
AS LEFT	81841820	LITER
DIFFERENCE	151692	LITER

TEST CRITERIA

AS FOUND CERTIFICATION TEST	Yes
ALLOWABLE [%] ERROR	15

COMPONENTS TESTED

CONVERTER DISPLAY	yes
mA OUTPUT	yes
TOTALIZER	yes
ACCURACY BASED ON [% o.r.]	No

Ultrasonic sensor installed to ensure full scale flow condition

ERROR DOCUMENTED IN THIS REPORT; BASED ON % F.S.

AS FOUND TEST RESULTS

		14.2					% F.S. Range
		0.250					m
REF. FLOW RATE		43.13					LPS
MUT [Reading]		59.10					LPS
MUT [Difference]		15.97					LPS
MUT [% Error]		5.3					%
mA OUTPUT		6.270					mA
MUT [Reading]	min. 4.000 mA	6.132					mA
MUT [Difference]	max. 20.000 mA	-0.138					mA
MUT [% Error]		-0.69					%
TOTALIZER - REF. FLOW RATE		43.125					LPS
TOTALIZER [MUT]		2299.00					LITER
TEST TIME		60.20					SECONDS
CALC. TOTALIZER		2596.125					LITER
ERROR		-12.92					%

COMMENTS

Note: One point verification done as it is unsafe to use leveling plate on this setup.

QUALITY MANAGEMENT STANDARDS INFO.

[QMS] INFORMATION	IDENT.	ID #
[REFERENCE] LEVEL	Sim. BOARD	no
PROCESS METER	PM	0
STOP WATCH	SW	yes

RESULTS

TEST	AVG %FS	PASS FAIL
DISPLAY	5.25	PASS
mA OUTPUT	-0.69	PASS
TOTALIZER	-12.92	PASS

This report reflects the test results of the overall accuracy for the above flow converter using the specified manufacturers flow tube simulator to within the specified tolerance as identified within this report.

AS FOUND CERTIFICATION
FORWARD FLOW DIRECTION
PASS

CLIENT DETAIL

CUSTOMER OCWA - South Simcoe
 CONTACT Charlie Bowler
 Senior Operations Manager
 147 Centre St
 Angus, ON L0M 1B5
 T: 705-794-3188
 E: cbowler@ocwa.com

EQUIPMENT DETAIL

[MUT] MANUFACTURER ROSEMOUNT
 MODEL 8732C
 CONVERTER SERIAL NUMBER 0860189904
 PLANT ID Angus WWTP
 METER ID Raw PS#2
 FIT ID n/a
 CLIENT TAG n/a
 OTHER OCWA: 92694
 GPS COORDINATES n/a
 VERIFICATION DATE August 5th, 2025
 CAL. FREQUENCY Annual
 CAL. DUE DATE August 2026

VER. BY - FM Charles Francisco

Quality Management Standards Information -
 Reference equipment and instrumentation used to
 conduct this verification test is found in our AC-
 QMS document at the time this test was
 conducted.

PROGRAMMING PARAMETERS

DIAMETER (DN) mm 150
 F.S. FLOW - MAG LPS n/a
 F.S. RANGE - O/P LPS 170.500
 TUBE CAL. FACTOR 938405309253005

FORWARD TOTALIZER INFORMATION

AS FOUND 25400760 LITER
 AS LEFT 25417358 LITER
 DIFFERENCE 16598 LITER

TEST CRITERIA

AS FOUND CERTIFICATION TEST Yes
 FORWARD FLOW DIRECTION Yes
 ALLOWABLE [%] ERROR 15

COMPONENTS TESTED

CONVERTER DISPLAY yes
 mA OUTPUT yes
 TOTALIZER yes
 ACCURACY BASED ON [% o.r.] yes
 ERROR DOCUMENTED IN THIS REPORT; BASED ON % o.r.

VERIFICATOR CAL. FACTOR 1000015010000000
 [16-digits]

FLOW TUBE SIMULATION

	0	3	10	30	ft/s
DISPLAY	0.000	3.000	10.000	30.000	ft/s
MUT Reading	0.000	3.000	9.990	29.980	ft/s
MUT % Error	n/a	0.00	-0.10	-0.07	%
mA OUTPUT	4.000	5.600	9.333	20.000	mA
MUT Reading	4	5.601	9.336	20.001	mA
MUT % Error	20	0.02	0.03	0.01	%
TOTALIZER				30.00	ft/s
TEST Accumulation				1877.00	ft
TIME				62.62	seconds
CALC. Velocity				29.97	ft/s
% Error				-0.09	%

QUALITY MANAGEMENT STANDARDS INFO.

[QMS] INFORMATION	IDENT.	ID #
[REFERENCE] FTS	ROS	1
PROCESS METER	PM	0
ANALOG METER	AM	N/A
STOP WATCH	SW	Yes

*All values are for "As Found" values.

COMMENTS

RESULTS

TEST	AVG % o.r.	PASS FAIL
DISPLAY	-0.06	PASS
mA OUTPUT	0.02	PASS
TOTALIZER	-0.09	PASS

This report reflects the test results of the overall accuracy for the above flow converter using the specified manufacturers flow tube simulator to within the specified tolerance as identified within this report.



IndusControl Inc
3170 Ridgeway Drive Unit 11
Mississauga, ON, L5L 5R4

PORTABLE pH METER VERIFICATION / CALIBRATION REPORT

Customer Name:	OCWA-Georgian Bay	Address	147 Centre St, Angus, ON, L0M 1B0		
Plant Name:	ANGUS WPCP	Date	July 23, 2025		
Location:	ANGUS WPCP	Report No	CO1643-2507-09		
Tag:	348517	Job No	CO1643-2507		
Device Discription:	Portable Ph				
Device Information			Sensor Information		
Instrument Make:	Hach	Sensor Make:	Hach		
Model/Part No:	HQ11d	Model/Part No:	PHC101		
Serial No:	170100009775	Serial No:	NA		
pH Calibration Test Details					
Standard Solution	Calculated Value(pH)	UUT Display(pH)	UUT Display(mV)	Temp(Celcius)	Test Result
pH 4.0	4.00	4.01	176.8	28	Passed
pH 7.0	7.00	7.00	6.20	30.7	Passed
pH 10.0	10.00	10.01	-167.70	25.9	Passed
pH after calibration	Slope	-57.08 mV/pH		Offset	4.7 mV
Overall Test Result:	<input checked="" type="checkbox"/> Passed		<input type="checkbox"/> Fail		<input type="checkbox"/> Not Verified
Notes:	Device is working as per Specification.Calibration Test Passed.				
Service Technician :	Sanket Trada		Stamp/Signature 		
Printed Date:	July 23, 2025				

2025 Annual Performance Report

Appendix D

Sludge Quantity and Quality Analysis

Deliveries From Angus WWTP To Farm Fields								
Delivered	Ticket	NASM	Field	Drvr	Trck	Trlr	#Loads	Volume In M ³
17 Apr,2025	82112	24892	Whiteside-Field:1	61	T060	TT089	3	126.00
17 Apr,2025	82768	24892	Whiteside-Field:1	127	T086	TT080	6	252.00
17 Apr,2025	86157	24892	Whiteside-Field:1	342	T089	TT100	5	210.00
17 Apr,2025	86220	24892	Whiteside-Field:1	345	T077	TT049	6	228.00
23 Apr,2025	82772	62179	Stephenson-Field:1	127	T086	TT080	4	168.00
23 Apr,2025	83216	62179	Stephenson-Field:1	1000	T440	TT024	4	152.00
23 Apr,2025	86032	62179	Stephenson-Field:1	273	T087	TT092	1	36.40
23 Apr,2025	86090	62179	Stephenson-Field:1	270	T081	TT099	1	42.00
23 Apr,2025	86161	62179	Stephenson-Field:1	342	T089	TT100	5	210.00
23 Apr,2025	86225	62179	Stephenson-Field:1	345	T071	TT064	1	50.00
24 Apr,2025	86228	62179	Stephenson-Field:1	345	T071	TT064	1	50.00
24 Apr,2025	81934	62179	Stephenson-Field:1	269	T071	TT062	6	228.00
24 Apr,2025	82774	62179	Stephenson-Field:1	127	T086	TT080	2	84.00
24 Apr,2025	83218	62179	Stephenson-Field:1	1000	T440	TT017	5	190.00
24 Apr,2025	85978	62179	Stephenson-Field:1	307	T083	TT022	1	36.40
25 Apr,2025	82776	62179	Stephenson-Field:1	127	T086	TT080	1	42.00
25 Apr,2025	83220	62179	Stephenson-Field:1	1000	T440	TT017	2	76.00
25 Apr,2025	86164	62179	Stephenson-Field:1	342	T089	TT100	1	42.00
Totals for April:							55	2,222.80
07 May,2025	72475	62180	Kerr-Field:SOUTH	300	T071	TT089	4	168.00
07 May,2025	83232	62180	Kerr-Field:SOUTH	1000	T440	TT017	3	126.00
07 May,2025	86249	62180	Kerr-Field:SOUTH	345	T077	TT049	4	152.00
07 May,2025	86334	62180	Kerr-Field:SOUTH	127	T086	TT080	3	126.00
08 May,2025	72476	62180	Kerr-Field:SOUTH	300	T071	TT089	6	252.00
08 May,2025	83235	62180	Kerr-Field:SOUTH	1000	T440	TT017	6	252.00
08 May,2025	85988	62180	Kerr-Field:SOUTH	307	T083	TT022	3	109.20
08 May,2025	86335	62180	Kerr-Field:SOUTH	127	T086	TT080	7	294.00
Totals for May:							36	1,479.20
19 Aug,2025	80118	62620	Pauline-Field:1	317	T060	TT102	1	42.00
19 Aug,2025	83533	62620	Pauline-Field:1	1000	T440	TT017	2	84.00
19 Aug,2025	84011	62620	Pauline-Field:1	300	T071	TT084	3	126.00
19 Aug,2025	86538	62620	Pauline-Field:1	345	T077	TT049	3	114.00
22 Aug,2025	80121	62620	Pauline-Field:1	317	T060	TT102	1	42.00
22 Aug,2025	83534	62620	Pauline-Field:1	1000	T440	TT017	4	168.00
22 Aug,2025	84822	62620	Pauline-Field:1	300	T071	TT084	3	126.00
22 Aug,2025	86540	62620	Pauline-Field:1	345	T077	TT049	3	114.00
25 Aug,2025	83537	24913	Scott-Field:1	1000	T440	TT017	5	210.00
25 Aug,2025	86543	24913	Scott-Field:1	345	T077	TT049	4	152.00
25 Aug,2025	87024	24913	Scott-Field:1	127	T086	TT080	5	210.00
26 Aug,2025	80126	24913	Scott-Field:1	317	T060	TT102	4	168.00
26 Aug,2025	83539	24913	Scott-Field:1	1000	T440	TT017	4	168.00
26 Aug,2025	86545	24913	Scott-Field:1	345	T077	TT049	4	152.00
26 Aug,2025	87026	24913	Scott-Field:1	127	T086	TT080	3	126.00
27 Aug,2025	80128	24913	Scott-Field:1	317	T060	TT102	5	210.00
27 Aug,2025	83541	24913	Scott-Field:1	1000	T440	TT017	6	252.00
27 Aug,2025	86547	24913	Scott-Field:1	345	T077	TT049	6	228.00
Totals To August:							66	2,692.00
Totals To NASM #24892, Farm 'Whiteside', Field '1':							20	816.00
Totals To NASM #24913, Farm 'Scott', Field '1':							46	1,876.00
Totals To NASM #62179, Farm 'Stephenson', Field '1':							35	1,406.80

Deliveries From Angus WWTP To Farm Fields								
Delivered	Ticket	NASM	Field	Drvr	Trck	Trlr	#Loads	Volume In M ³
Totals To NASM #62180, Farm 'Kerr', Field 'SOUTH':							36	1,479.20
Totals To NASM #62620, Farm 'Pauline', Field '1':							20	816.00
Grand Totals:							157	6,394.00

Deliveries From Angus WWTP To Other Locations							
Delivered	Ticket	To	Drvr	Trck	Trlr	#Loads	Volume In M ³
24 Feb,2025	72464	Rohes 9 Lagoon	300	T071	TT017	6	252.00
24 Feb,2025	82696	Rohes 9 Lagoon	323	T077	TT100	7	294.00
24 Feb,2025	83983	Rohes 9 Lagoon	343	T076	NONE	1	21.00
25 Feb,2025	72465	Rohes 9 Lagoon	300	T071	TT017	7	294.00
25 Feb,2025	82697	Rohes 9 Lagoon	323	T077	TT100	7	294.00
25 Feb,2025	82900	Rohes 9 Lagoon	105	T079	TT053	1	36.40
Totals for February:						29	1,191.40
24 Mar,2025	81964	Rohes 4 Lagoon	315	T073	NONE	1	21.00
24 Mar,2025	82043	Rohes 4 Lagoon	270	T081	TT099	5	210.00
24 Mar,2025	82085	Rohes 4 Lagoon	61	T082	TT089	2	84.00
24 Mar,2025	82718	Rohes 4 Lagoon	323	T077	TT100	1	42.00
25 Mar,2025	82044	Rohes 4 Lagoon	270	T081	TT099	6	252.00
25 Mar,2025	82720	Rohes 4 Lagoon	323	T077	TT100	1	42.00
25 Mar,2025	83370	Rohes 4 Lagoon	336	T080	TT080	7	294.00
25 Mar,2025	86021	Rohes 4 Lagoon	273	T087	TT092	1	36.40
31 Mar,2025	83375	Rohes 7 Lagoon	336	T080	TT080	5	210.00
31 Mar,2025	83426	Rohes 7 Lagoon	342	T071	TT017	5	210.00
Totals for March:						34	1,401.40
01 Apr,2025	82087	Rohes 7 Lagoon	61	T082	TT089	2	84.00
01 Apr,2025	83377	Rohes 7 Lagoon	336	T080	TT080	2	84.00
01 Apr,2025	83428	Rohes 7 Lagoon	342	T071	TT017	1	42.00
02 Apr,2025	71665	Rohes 7 Lagoon	997	T24ST	TT024	2	76.00
02 Apr,2025	83379	Rohes 7 Lagoon	336	T080	TT080	2	84.00
02 Apr,2025	83430	Rohes 7 Lagoon	342	T089	TT100	1	42.00
25 Apr,2025	86165	Rohes 4 Lagoon	342	T089	TT100	1	42.00
Totals for April:						11	454.00
27 Jun,2025	81977	Rohes 6 Lagoon	315	T076	NONE	1	21.00
27 Jun,2025	84423	Rohes 6 Lagoon	61	T082	TT089	4	168.00
27 Jun,2025	86014	Rohes 6 Lagoon	307	T083	TT022	2	72.80
27 Jun,2025	86380	Rohes 6 Lagoon	127	T086	TT049	5	190.00
27 Jun,2025	86492	Rohes 6 Lagoon	342	T089	TT100	4	168.00
27 Jun,2025	86983	Rohes 6 Lagoon	127	T086	TT080	1	38.00
27 Jun,2025	87140	Rohes 6 Lagoon	336	T080	TT101	5	210.00
Totals for June:						22	867.80
02 Jul,2025	82238	Rohes 6 Lagoon	105	T079	TT053	2	72.80
02 Jul,2025	86984	Rohes 6 Lagoon	127	T086	TT045	4	152.00
03 Jul,2025	86496	Rohes 6 Lagoon	342	T089	TT100	7	294.00
03 Jul,2025	86915	Rohes 6 Lagoon	345	T077	TT080	5	210.00
03 Jul,2025	86985	Rohes 6 Lagoon	127	T086	TT045	5	190.00
04 Jul,2025	86497	Rohes 6 Lagoon	342	T089	TT100	4	168.00
04 Jul,2025	86916	Rohes 6 Lagoon	345	T077	TT080	4	168.00
04 Jul,2025	86986	Rohes 6 Lagoon	127	T086	TT080	4	152.00
Totals for July:						35	1,406.80
19 Aug,2025	84015	Rohes 9 Lagoon	317	T060	TT102	1	42.00
Totals for August:						1	42.00
22 Sep,2025	84948	Rohes 9 Lagoon	61	T082	TT089	3	126.00
22 Sep,2025	87040	Rohes 9 Lagoon	127	T086	TT080	4	294.00
Totals for September:						7	420.00
12 Nov,2025	84274	Rohes 7 Lagoon	270	T081	TT099	3	126.00
12 Nov,2025	84652	Rohes 7 Lagoon	307	T083	TT092	2	72.80

Deliveries From Angus WWTP To Other Locations							
Delivered	Ticket	To	Drvr	Trck	Trlr	#Loads	Volume In M ³
12 Nov,2025	84996	Rohes 7 Lagoon	61	T082	TT089	6	252.00
12 Nov,2025	85301	Rohes 7 Lagoon	317	T060	TT102	6	252.00
12 Nov,2025	85705	Rohes 7 Lagoon	127	T086	TT080	5	210.00
Totals for November:						22	912.80
Totals To Rohes 4 Lagoon:						25	1,023.40
Totals To Rohes 6 Lagoon:						57	2,274.60
Totals To Rohes 7 Lagoon:						42	1,744.80
Totals To Rohes 9 Lagoon:						37	1,653.40
Grand Totals:						161	6,696.20

Solids & Nutrients

Period: 01/01/2025 to 12/31/2025

Works: 5645 / Digester Type: Anaerobic

Solids & Nutrients	Metals & Criteria	Last 4 Samples
-------------------------------	------------------------------	-----------------------

Facility Works Number:	110003282	Receiver:	Nottawasaga River
Facility Owner:	Municipality: The Township of Essa	Service Population:	14503
Facility Classification:	Class 2 Wastewater Treatment	Total Design Capacity:	

Note: all parameters in this report are derived from the Bslq Station

Month	Hauled Vol. (m³)	Total Solids (mg/L)	Volatile Solids (mg/L)	Total Phosphorus (mg/L)	Total Ammonia Nitrogen (mg/L)	Nitrate as N (mg/L)	Nitrite as N (mg/L)	Total Kjeldahl Nitrogen (mg/L)	Ammonia + Nitrate (mg/L)	Potassium (mg/L)
Parameter Short Name	HauledVol	TS	VS	TP	NH3p_NH4p_N	NO3-N	NO2-N	TKN	Calculation in Report	K
T/S	IH Month.Total	Lab Published Month Mean	Lab Published Month Mean	Lab Published Month Mean	Lab Published Month Mean	Lab Published Month Mean	Lab Published Month Mean	Lab Published Month Mean	- no T/S	Lab Published Month Mean
Jan		18,400.00	12,330.00	755.50	121.70	13.50	3.00	1,044.00	67.60	81.00
Feb	1,191.40	22,050.00	15,500.00	717.50	139.65	3.00	3.00	1,287.50	71.33	91.00
Mar	1,401.40	24,700.00	18,200.00	715.50	219.50	3.00	3.00	1,585.00	111.25	76.80
Apr	2,676.80	18,740.00	13,820.00	609.80	174.86	3.00	3.00	1,140.20	88.93	83.60
May	1,479.20	16,100.00	12,100.00	471.00	40.10	3.00	3.00	951.00	21.55	89.00
Jun	867.80	13,650.00	9,535.00	422.00	47.30	3.00	3.00	787.50	25.15	84.00
Jul	1,406.80	31,650.00	20,610.00	1,303.50	347.45	3.00	5.50	2,010.00	175.23	118.50
Aug	2,734.00	16,700.00	11,200.00	693.00	127.00	250.00	7.00	486.00	188.50	91.00
Sep	420.06	12,200.00	8,840.00	434.00	5.20	150.00	12.00	547.00	77.60	77.00
Oct		19,500.00	12,000.00	550.00	11.20	3.00	3.00	752.00	7.10	66.00
Nov	912.80	15,700.00	10,800.00	580.00	7.80	120.00	3.00	762.00	63.90	67.00
Dec		14,500.00	9,870.00	522.00	43.30	3.00	3.00	675.00	23.15	69.00
Average	1,454.47	18,657.50	12,900.42	647.82	107.09	46.46	4.29	1,002.27	76.77	82.83
Total	13,090.26	223,890.00	154,805.00	7,773.80	1,285.06	557.50	51.50	12,027.20	921.28	993.90

Solids & Nutrients

Metals & Criteria

Last 4 Samples

Note: all parameters in this report are derived from the Bslq Station

Month	Arsenic (mg/L)	Cadmium (mg/L)	Cobalt (mg/L)	Chromium (mg/L)	Copper (mg/L)	Mercury (mg/L)	Molybdenum (mg/L)	Nickel (mg/L)	Lead (mg/L)	Selenium (mg/L)	Zinc (mg/L)
Parameter Short Name	As	Cd	Co	Cr	Cu	Hg	Mo	Ni	Pb	Se	Zn
T/S	Lab Published Month Mean	Lab Published Month Mean	Lab Published Month Mean	Lab Published Month Mean	Lab Published Month Mean	Lab Published Month Mean	Lab Published Month Mean	Lab Published Month Mean	Lab Published Month Mean	Lab Published Month Mean	Lab Published Month Mean
Jan	0.10	0.01	0.03	0.21	5.40	0.01	0.13	0.28	0.15	0.10	11.50
Feb	0.10	0.01	0.03	0.19	4.95	0.01	0.12	0.31	0.10	0.10	10.00
Mar	0.10	0.01	0.03	0.18	4.88	0.01	0.10	0.31	0.15	0.10	9.22
Apr	0.10	0.01	0.03	0.14	4.08	0.01	0.08	0.25	0.10	0.10	7.60
May	0.10	0.01	0.02	0.13	3.30	0.00	0.07	0.19	0.10	0.10	6.00
Jun	0.10	0.01	0.02	0.11	2.80	0.00	0.06	0.17	0.15	0.10	6.00
Jul	0.15	0.02	0.06	0.38	9.00	0.01	0.19	0.53	0.25	0.15	17.50
Aug	0.10	0.01	0.03	0.20	4.60	0.01	0.10	0.26	0.10	0.10	9.00
Sep	0.10	0.01	0.02	0.11	3.10	0.01	0.06	0.22	0.10	0.10	6.00
Oct	0.10	0.01	0.03	0.16	4.40	0.01	0.08	0.28	0.10	0.10	7.00
Nov	0.10	0.01	0.03	0.16	4.40	0.01	0.09	0.26	0.10	0.10	8.00
Dec	0.10	0.01	0.02	0.13	3.60	0.00	0.08	0.21	0.10	0.10	7.00
Average	0.10	0.01	0.03	0.17	4.54	0.01	0.10	0.27	0.13	0.10	8.74
Min. Acceptable Ammonia + Nitrate Nitrogen to Metal Ratio	100.00	500.00	50.00	6.00	10.00	1,500.00	180.00	40.00	15.00	500.00	4.00
Ammonia + Nitrate Nitrogen to Metal Ratio in Sludge	742.39	7,553.82	2,726.17	444.65	17.02	14,522.49	805.96	284.62	618.66	742.39	8.85

Solids & Nutrients

Metals & Criteria

Last 4 Samples

Note: all parameters in this report are derived from the Bslq Station

Parameter Short Name	Time Series	09/03/2025	10/01/2025	11/05/2025	12/03/2025	Average	Metal Concentrations in Sludge (mg/kg)	Max. Permissible Metal Concentrations (mg/kg of Solids)
As (mg/L)	Lab Published	0.10	0.10	0.10	0.10	0.10	6.46	170
Cd (mg/L)	Lab Published	0.01	0.01	0.01	0.01	0.01	0.55	34
Co (mg/L)	Lab Published	0.02	0.03	0.03	0.02	0.03	1.62	340
Cr (mg/L)	Lab Published	0.11	0.16	0.16	0.13	0.14	9.05	2800
Cu (mg/L)	Lab Published	3.10	4.40	4.40	3.60	3.88	250.40	1700
Hg (mg/L)	Lab Published	0.01	0.01	0.01	0.00	0.00	0.31	11
Mo (mg/L)	Lab Published	0.06	0.08	0.09	0.08	0.08	5.01	94
Ni (mg/L)	Lab Published	0.22	0.28	0.26	0.21	0.24	15.67	420
Pb (mg/L)	Lab Published	0.10	0.10	0.10	0.10	0.10	6.46	1100
Se (mg/L)	Lab Published	0.10	0.10	0.10	0.10	0.10	6.46	34
Zn (mg/L)	Lab Published	6.00	7.00	8.00	7.00	7.00	452.34	4200
E.Coli Dry Wt (cfu/g)	Lab Published						E. Coli average is the GMD	
TS (mg/L)	Lab Published	12,200.00	19,500.00	15,700.00	14,500.00	15,475.00		
VS (mg/L)	Lab Published	8,840.00	12,000.00	10,800.00	9,870.00	10,377.50		
TP (mg/L)	Lab Published	434.00	550.00	580.00	522.00	521.50		
NO2-N (mg/L)	Lab Published	12.00	3.00	3.00	3.00	5.25		
TKN (mg/L)	Lab Published	547.00	752.00	762.00	675.00	684.00		
K (mg/L)	Lab Published	77.00	66.00	67.00	69.00	69.75		
NH3p_NH4p_N (mg/L)	Lab Published	5.20	11.20	7.80	43.30	16.88		
NO3-N (mg/L)	Lab Published	150.00	3.00	120.00	3.00	69.00		

Solids & Nutrients

Period: 01/01/2025 to 12/31/2025

Works: 5645 / Digester Type: Aerobic

Solids & Nutrients	Metals & Criteria	Last 4 Samples
-------------------------------	------------------------------	-----------------------

Facility Works Number: 110003282	Receiver: Nottawasaga River
Facility Owner: Municipality: The Township of Essa	Service Population: 14503
Facility Classification: Class 2 Wastewater Treatment	Total Design Capacity:

Note: all parameters in this report are derived from the Bslq Station

Month	Hauled Vol. (m³)	Total Solids (mg/L)	Volatile Solids (mg/L)	Total Phosphorus (mg/L)	Total Ammonia Nitrogen (mg/L)	Nitrate as N (mg/L)	Nitrite as N (mg/L)	Total Kjeldahl Nitrogen (mg/L)	Ammonia + Nitrate (mg/L)	Potassium (mg/L)
Parameter Short Name	HauledVol	TS	VS	TP	NH3p_NH4p_N	NO3-N	NO2-N	TKN	Calculation in Report	K
T/S	IH Month.Total	Lab Published Month Mean	Lab Published Month Mean	Lab Published Month Mean	Lab Published Month Mean	Lab Published Month Mean	Lab Published Month Mean	Lab Published Month Mean	- no T/S	Lab Published Month Mean
Jan		18,400.00	12,330.00	755.50	121.70	13.50	3.00	1,044.00	67.60	81.00
Feb	1,191.40	22,050.00	15,500.00	717.50	139.65	3.00	3.00	1,287.50	71.33	91.00
Mar	1,401.40	24,700.00	18,200.00	715.50	219.50	3.00	3.00	1,585.00	111.25	76.80
Apr	2,676.80	18,740.00	13,820.00	609.80	174.86	3.00	3.00	1,140.20	88.93	83.60
May	1,479.20	16,100.00	12,100.00	471.00	40.10	3.00	3.00	951.00	21.55	89.00
Jun	867.80	13,650.00	9,535.00	422.00	47.30	3.00	3.00	787.50	25.15	84.00
Jul	1,406.80	31,650.00	20,610.00	1,303.50	347.45	3.00	5.50	2,010.00	175.23	118.50
Aug	2,734.00	16,700.00	11,200.00	693.00	127.00	250.00	7.00	486.00	188.50	91.00
Sep	420.06	12,200.00	8,840.00	434.00	5.20	150.00	12.00	547.00	77.60	77.00
Oct		19,500.00	12,000.00	550.00	11.20	3.00	3.00	752.00	7.10	66.00
Nov	912.80	15,700.00	10,800.00	580.00	7.80	120.00	3.00	762.00	63.90	67.00
Dec		14,500.00	9,870.00	522.00	43.30	3.00	3.00	675.00	23.15	69.00
Average	1,454.47	18,657.50	12,900.42	647.82	107.09	46.46	4.29	1,002.27	76.77	82.83
Total	13,090.26	223,890.00	154,805.00	7,773.80	1,285.06	557.50	51.50	12,027.20	921.28	993.90

Solids & Nutrients

Metals & Criteria

Last 4 Samples

Note: all parameters in this report are derived from the Bslq Station

Month	Arsenic (mg/L)	Cadmium (mg/L)	Cobalt (mg/L)	Chromium (mg/L)	Copper (mg/L)	Mercury (mg/L)	Molybdenum (mg/L)	Nickel (mg/L)	Lead (mg/L)	Selenium (mg/L)	Zinc (mg/L)
Parameter Short Name	As	Cd	Co	Cr	Cu	Hg	Mo	Ni	Pb	Se	Zn
T/S	Lab Published Month Mean	Lab Published Month Mean	Lab Published Month Mean	Lab Published Month Mean	Lab Published Month Mean	Lab Published Month Mean	Lab Published Month Mean	Lab Published Month Mean	Lab Published Month Mean	Lab Published Month Mean	Lab Published Month Mean
Jan	0.10	0.01	0.03	0.21	5.40	0.01	0.13	0.28	0.15	0.10	11.50
Feb	0.10	0.01	0.03	0.19	4.95	0.01	0.12	0.31	0.10	0.10	10.00
Mar	0.10	0.01	0.03	0.18	4.88	0.01	0.10	0.31	0.15	0.10	9.22
Apr	0.10	0.01	0.03	0.14	4.08	0.01	0.08	0.25	0.10	0.10	7.60
May	0.10	0.01	0.02	0.13	3.30	0.00	0.07	0.19	0.10	0.10	6.00
Jun	0.10	0.01	0.02	0.11	2.80	0.00	0.06	0.17	0.15	0.10	6.00
Jul	0.15	0.02	0.06	0.38	9.00	0.01	0.19	0.53	0.25	0.15	17.50
Aug	0.10	0.01	0.03	0.20	4.60	0.01	0.10	0.26	0.10	0.10	9.00
Sep	0.10	0.01	0.02	0.11	3.10	0.01	0.06	0.22	0.10	0.10	6.00
Oct	0.10	0.01	0.03	0.16	4.40	0.01	0.08	0.28	0.10	0.10	7.00
Nov	0.10	0.01	0.03	0.16	4.40	0.01	0.09	0.26	0.10	0.10	8.00
Dec	0.10	0.01	0.02	0.13	3.60	0.00	0.08	0.21	0.10	0.10	7.00
Average	0.10	0.01	0.03	0.17	4.54	0.01	0.10	0.27	0.13	0.10	8.74
Max. Permissible Metal Concentrations (mg/kg of Solids)	170.00	34.00	340.00	2,800.00	1,700.00	11.00	94.00	420.00	1,100.00	34.00	4,200.00
Metal Concentrations in Sludge (mg/kg)	5.58	0.55	1.52	9.32	243.47	0.29	5.14	14.56	6.70	5.58	468.18

Solids & Nutrients

Metals & Criteria

Last 4 Samples

Note: all parameters in this report are derived from the Bslq Station

Parameter Short Name	Time Series	09/03/2025	10/01/2025	11/05/2025	12/03/2025	Average	Metal Concentrations in Sludge (mg/kg)	Max. Permissible Metal Concentrations (mg/kg of Solids)
As (mg/L)	Lab Published	0.10	0.10	0.10	0.10	0.10	6.46	170
Cd (mg/L)	Lab Published	0.01	0.01	0.01	0.01	0.01	0.55	34
Co (mg/L)	Lab Published	0.02	0.03	0.03	0.02	0.03	1.62	340
Cr (mg/L)	Lab Published	0.11	0.16	0.16	0.13	0.14	9.05	2800
Cu (mg/L)	Lab Published	3.10	4.40	4.40	3.60	3.88	250.40	1700
Hg (mg/L)	Lab Published	0.01	0.01	0.01	0.00	0.00	0.31	11
Mo (mg/L)	Lab Published	0.06	0.08	0.09	0.08	0.08	5.01	94
Ni (mg/L)	Lab Published	0.22	0.28	0.26	0.21	0.24	15.67	420
Pb (mg/L)	Lab Published	0.10	0.10	0.10	0.10	0.10	6.46	1100
Se (mg/L)	Lab Published	0.10	0.10	0.10	0.10	0.10	6.46	34
Zn (mg/L)	Lab Published	6.00	7.00	8.00	7.00	7.00	452.34	4200
E.Coli Dry Wt (cfu/g)	Lab Published						E. Coli average is the GMD	
TS (mg/L)	Lab Published	12,200.00	19,500.00	15,700.00	14,500.00	15,475.00		
VS (mg/L)	Lab Published	8,840.00	12,000.00	10,800.00	9,870.00	10,377.50		
TP (mg/L)	Lab Published	434.00	550.00	580.00	522.00	521.50		
NO2-N (mg/L)	Lab Published	12.00	3.00	3.00	3.00	5.25		
TKN (mg/L)	Lab Published	547.00	752.00	762.00	675.00	684.00		
K (mg/L)	Lab Published	77.00	66.00	67.00	69.00	69.75		
NH3p_NH4p_N (mg/L)	Lab Published	5.20	11.20	7.80	43.30	16.88		
NO3-N (mg/L)	Lab Published	150.00	3.00	120.00	3.00	69.00		

2025 Annual Performance Report

Appendix E

Records of Bypass, Overflow and Spill Events

Ontario Clean Water Agency Environmental Incident Report

Facility ID: 5645

EIncidentReport

Facility Name: Angus Wastewater Treatment Plant & Collection System

Address: 147 Centre Street

City: Angus, Township of Essa

Province: Ontario

Postal Code: L0M 1B0

Date of Occurrence: 01/20/2025

Time of Occurrence: 08:30:00 AM

Nature of the Incident

Level 1 Contingency Level 2 Contingency Level 3 Contingency [Click here To Show the Definitions](#)

Incident affected: Air Water Land Nothing

What was discharged or emitted?

Chlorine

Oil/Diesel/Gas

Sodium Hypochlorite

Untreated or partly treated sewage

Calcium Chloride

Odours

Aluminum Compounds (Specify in Other) Water

Arsenic

Iron Coagulants

Fluoride

Other: _____

If this was a discharge, spill or emission...

If a liquid, approximately what quantity was released?: 150000 Litres

If a gas, approximately what quantity was released?: _____

If a solid, approximately what quantity was released?: _____ Kg

What was the source of release?:

Partially treated wastewater bypassed Tertiary Treatment Filter 2

Where did the release go?:

The release went through the UV Disinfection to the out flow

If it entered a watercourse: Yes No

If it went off site: Yes No

Duration of the release?: 45 minutes

Is the release now stopped?: Yes No

Was there any damage? (i.e. property and/or environmental): Yes No N/A

If "Yes", describe below and fill out "Insurance Claim" report

Action(s) Taken

What actions were taken to control the incident?

Isolated Filter #2; ran multiple manual backwash cycles, and slowly brought back on line.

What actions have been taken to remediate the incident?

In response to this event, the high level alarm was tested. Alarm activated as required.

Was this a reportable spill or discharge?: Yes No

If "Yes", at what time was it first reported to the MOE?

January 20, 2025 at 1555 hours, Process & Compliance Technician (PCT), Angela Pauze, verbally notified MECP Inspector/Environmental Officer Aarne Salojarvi.

Was it reported to the MOE district office?: Yes No

If "Yes", which office/location and who was the contact?: Barrie District Office

Was it reported to MOE SAC?: Yes No

If "Yes", at what time was it reported to MOE SAC?:

January 20, 2025 at 1539 hours, Process & Compliance Technician (PCT), Angela Pauze, verbally notified Environmental Officer Bilal Kidwa at the Spills Action Centre (SAC). No further actions advised.

Was it reported to Municipality?: Yes No

If "Yes", at what time was it reported to Municipality?:

January 21, 2025 at 1430 hours, Senior Operations Manager, Charlie Bowler, emailed Michael Mikael and John Kolb of Essa Township.

External Assistance/Involvement

Was corporate or area office assistance requested?: Yes No

If "Yes", was it received?: Yes No

Was external emergency assistance requested?: Yes No

If "Yes", from who?: Fire Department Equipment Suppliers Canutec
 Ambulance or Hospital MOE Coast Guard
 Police Municipality

Other: _____

Was there any media involvement?: Yes No

If "Yes", who?: _____

Was the public affected?: Yes No

If "Yes", how?: _____

Updated By: Angela Pauze 01/22/2025 09:57:43 AM

Comments:

Good Day,

This is the written notification concerning a Bypass Incident of Partially Treated, UV Disinfected Effluent at Angus WPCP on January 20, 2025.

SAC Reference Number: 1-GALPWI

Facility: Angus WPCP

Works Number: 110003282

Bypass Location: Filter #2

Bypass Date & Time: January 20, 2025. Exact time unknown, discovered at approximately 0830 hrs

Duration: approximately 45 minutes

Bypass Contents: Partially Treated, UV Disinfected Secondary Effluent

Approximate Volume: approximately 150 m3

Incident Description

During routine checks, Filter 2 was found to be overflowing bypassing the filter into the UV disinfection channel. The filter was found to be fouled, causing it to flow slower than required to keep up with flow.

Actions Taken to Control Incident

OCWA operations staff isolated Filter #2 and ran multiple manual backwash cycles, slowly bring it back on line. Grab samples were taken as per ECA.

Corrective Actions

Staff isolated filter #2 and ran multiple backwash cycles. High level alarm were tested to ensure functionality- the alarms were activated as required.

Reporting

- January 20, 2025 at 1539 hours, OCWA Process & Compliance Technician (PCT), Angela Pauze, verbally notified Environmental Officer Bilal Kidwa at the Spills Action Centre (SAC). No further actions advised.
- January 20, 2025 at 1545 hours, OCWA PCT Angela Pauze, verbally notified Public Health Inspector, Kayla Lacroix, with the Ministry of Health- Simcoe Muskoka District Health Unit. No further actions advised.
- January 20, 2025 at 1555 hours, OCWA PCT, Angela Pauze, verbally

notified local MECP Inspector/Environmental Officer Aarne Salojarvi. No further actions advised.

- January 21, 2025 at 1430 hours, OCWA South Simcoe Senior Operations Manager (SOM), Charlie Bowler notified the Owner (the Township of Essa) via email of the incident.

There is a duty to notify and report any unauthorized deposits as per the Fisheries Act, so Environment Canada is copied on this written notification.

Please find attached a copy of the Environmental Incident Report for your records. Results from sampling will be shared once received from the lab.

If there are any further questions or comments, please let me know.

Kind regards,

Angela Pauzé (she/her)
Process & Compliance Technician
South Simcoe & Georgian Bay
Georgian Highlands Region

Cell: 705-715-7241
Tel: 705-429-2525
Fax: 705-429-7967
Email: apauze@ocwa.com

Ontario Clean Water Agency Environmental Incident Report

Facility ID: 5645

EIncidentReport

Facility Name: Angus Wastewater Treatment Plant & Collection System

Address: 147 Centre Street , Angus

City: Township of Essa

Province: Ontario

Postal Code: L0M 1B0

Date of Occurrence: 01/24/2025

Time of Occurrence: 10:40:00 AM

Nature of the Incident

Level 1 Contingency Level 2 Contingency Level 3 Contingency [Click here To Show the Definitions](#)

Incident affected: Air Water Land Nothing

What was discharged or emitted?

Chlorine

Oil/Diesel/Gas

Sodium Hypochlorite

Untreated or partly treated sewage

Calcium Chloride

Odours

Aluminum Compounds (Specify in Other) Water

Arsenic

Iron Coagulants

Fluoride

Other: _____

If this was a discharge, spill or emission...

If a liquid, approximately what quantity was released?: 80000 Litres

If a gas, approximately what quantity was released?: _____

If a solid, approximately what quantity was released?: _____ Kg

What was the source of release?:

Partially treated wastewater

Where did the release go?:

Nottawasaga River

If it entered a watercourse: Yes No

If it went off site: Yes No

Duration of the release?: 40 minutes

Is the release now stopped?: Yes No

Was there any damage? (i.e. property and/or environmental): Yes No N/A

If "Yes", describe below and fill out "Insurance Claim" report

Action(s) Taken

What actions were taken to control the incident?

Until the UV disinfection was operational, the final effluent flow was diverted back to the water pollution plant process.

What actions have been taken to remediate the incident?

An electrical issue was found and repaired, and the UV unit(s) was brought back online.

Was this a reportable spill or discharge?: Yes No

If "Yes", at what time was it first reported to the MOE?

January 24, 2025 at 1317 hours, OCWA PCT, Angela Pauze, verbally notified local MECPI Inspector/Environmental Officer Aarne Salojarvi

Was it reported to the MOE district office?: Yes No

If "Yes", which office/location and who was the contact?:

Was it reported to MOE SAC?: Yes No

If "Yes", at what time was it reported to MOE SAC?:

January 24, 2025 at 1307 hours, OCWA Process & Compliance Technician (PCT), Angela Pauze, verbally notified Environmental Officer Johnny Ho at the Spills Action Centre (SAC).

Was it reported to Municipality?: Yes No

If "Yes", at what time was it reported to Municipality?:

January 24, 2025 at 1314 hours, OCWA South Simcoe Senior Operations Manager (SOM), Charlie Bowler notified the Owner (the Township of Essa) via email of the incident

External Assistance/Involvement

Was corporate or area office assistance requested?: Yes No

If "Yes", was it received?: Yes No

Was external emergency assistance requested?: Yes No

If "Yes", from who?: Fire Department Equipment Suppliers Canutec
 Ambulance or Hospital MOE Coast Guard
 Police Municipality

Other: _____

Was there any media involvement?: Yes No

If "Yes", who?: _____

Was the public affected?: Yes No

If "Yes", how?: _____

Updated By: Angela Pauze 01/24/2025 01:57:15 PM

Comments:

Good Day,

This is the written notification concerning a Bypass Incident of Partially Treated Effluent at Angus WPCP on January 24, 2025.

SAC Reference Number: 1-GI7JWT

Facility: Angus WPCP

Works Number: 110003282

Bypass Location: Final UV disinfection

Bypass Date & Time: January 24, 2025, from 1040 to 1120 hours

Duration: approximately 40 minutes

Bypass Contents: Partially Treated sewage

Approximate Volume: approximately 80 m3

Incident Description

During the routine monthly generator run, the UV unit failed.

Actions Taken to Control Incident

Until the UV disinfection was operational, the final effluent flow was diverted back to the water pollution plant process.

Corrective Actions

An electrical issue was found and repaired, and the UV unit(s) was brought back online.

Reporting

- January 24, 2025 at 1253 hours, OCWA PCT Angela Pauze, left a message with Simcoe Muskoka District Health Unit (SMDHU).
- January 24, 2025 at 1307 hours, OCWA Process & Compliance Technician (PCT), Angela Pauze, verbally notified Environmental Officer Johnny Ho at the Spills Action Centre (SAC). No further actions advised.
- January 24, 2025 at 1317 hours, OCWA PCT, Angela Pauze, verbally notified local MECF Inspector/Environmental Officer Aarne Salojarvi. No further actions advised.
- January 24, 2025 at 1314 hours, OCWA South Simcoe Senior Operations Manager (SOM), Charlie Bowler notified the Owner (the Township of Essa) via

email of the incident.

There is a duty to notify and report any unauthorized deposits as per the Fisheries Act, so Environment Canada is copied on this written notification.

Please find attached a copy of the Environmental Incident Report for your records. Results from sampling will be shared once received from the lab.

If there are any further questions or comments, please let me know.

Kind regards,

Angela Pauzé (she/her)
Process & Compliance Technician
South Simcoe & Georgian Bay
Georgian Highlands Region

Cell: 705-715-7241
Tel: 705-429-2525
Fax: 705-429-7967
Email: apauze@ocwa.com

Ontario Clean Water Agency Environmental Incident Report

Facility ID: 5645 EIncidentReport
Facility Name: Angus Wastewater Treatment Plant & Collection System
Address: 147 Centre Street, Angus
City: Township of Essa
Province: Ontario
Postal Code: L0M 1B0
Date of Occurrence: 01/31/2025
Time of Occurrence: 05:03:00 PM

Nature of the Incident

Level 1 Contingency Level 2 Contingency Level 3 Contingency [Click here To Show the Definitions](#)

Incident affected: Air Water Land Nothing

What was discharged or emitted?

- | | |
|--|--|
| <input type="checkbox"/> Chlorine | <input type="checkbox"/> Oil/Diesel/Gas |
| <input type="checkbox"/> Sodium Hypochlorite | <input checked="" type="checkbox"/> Untreated or partly treated sewage |
| <input type="checkbox"/> Calcium Chloride | <input type="checkbox"/> Odours |
| <input type="checkbox"/> Aluminum Compounds (Specify in Other) | <input type="checkbox"/> Water |
| <input type="checkbox"/> Arsenic | <input type="checkbox"/> Iron Coagulants |
| <input type="checkbox"/> Fluoride | |

Other: _____

If this was a discharge, spill or emission...

If a liquid, approximately what quantity was released?: 35000 Litres

If a gas, approximately what quantity was released?: _____

If a solid, approximately what quantity was released?: _____ Kg

What was the source of release?:

Filter #2 overflow

Where did the release go?:

Nottawasaga River

If it entered a watercourse: Yes No

If it went off site: Yes No

Duration of the release?: 25 minutes

Is the release now stopped?: Yes No

Was there any damage? (i.e. property and/or environmental): Yes No N/A

If "Yes", describe below and fill out "Insurance Claim" report

Action(s) Taken

What actions were taken to control the incident?

OCWA Operator isolated Filter #2, ran multiple manual backwash cycles, slowly brought Filter #2 back on line and took Grab Samples as per ECA.

What actions have been taken to remediate the incident?

Isolated disk filter #2 and ran multiple manual backwash cycles; slowly bringing disk filter #2 back online

Was this a reportable spill or discharge?: Yes No

If "Yes", at what time was it first reported to the MOE?

February 3, 2025 at 1030 hours, OCWA PCT, Angela Pauze, verbally verified local MECP Inspector/Environmental Officer Aarne Salojarvi, was aware of the incident.

Was it reported to the MOE district office?: Yes No

If "Yes", which office/location and who was the contact?: MECP Barrie District Office

Was it reported to MOE SAC?: Yes No

If "Yes", at what time was it reported to MOE SAC?:

January 31, 2025 at 1749 hours, OCWA Operator-in-Training (OIT), Vincent Mucci, verbally notified Environmental Officer Johnny Ho at the Spills Action Centre (SAC). No further actions advised.

Was it reported to Municipality?: Yes No

If "Yes", at what time was it reported to Municipality?:

February 3, 2025 at 1219 hours, OCWA South Simcoe Senior Operations Manager (SOM), Charlie Bowler notified the Owner (the Township of Essa) via email of the incident.

External Assistance/Involvement

Was corporate or area office assistance requested?: Yes No

If "Yes", was it received?: Yes No

Was external emergency assistance requested?: Yes No

If "Yes", from who?: Fire Department Equipment Suppliers Canotec
 Ambulance or Hospital MOE Coast Guard
 Police Municipality

Other: _____

Was there any media involvement?: Yes No

If "Yes", who?: _____

Was the public affected?: Yes No

If "Yes", how?: _____

Updated By: Angela Pauze 02/07/2025 02:29:48 PM

Comments:

Good Day,

This is the written notification concerning a Bypass Incident of Partially Treated, UV Disinfected Effluent at Angus WPCP on January 31, 2025.

SAC Reference Number: 1-GTF027

Facility: Angus WPCP

Works Number: 110003282

Bypass Location: Filter #2

Bypass Date & Time: January 31, 2025 from 1703 to 1729 hours

Duration: approximately 25 minutes

Bypass Contents: Partially Treated, UV Disinfected Secondary Effluent

Approximate Volume: approximately 35 m3

Incident Description

January 31, 2025 at 1703 hours Angus WWTP ALARM was received. OCWA On Call Operator arrived at 1709 hours to find Filter #2 overflowing.

Actions Taken to Control Incident

OCWA Operator isolated Filter #2, ran multiple manual backwash cycles, slowly brought Filter #2 back on line and took Grab Samples as per ECA.

Corrective Actions

Tuesday, February 4, 2025, Filter #2 corrective maintenance is scheduled.

Reporting

- January 31, 2025 at 1749 hours, OCWA Operator-in-Training (OIT), Vincent Mucci, verbally notified Environmental Officer Johnny Ho at the Spills Action Centre (SAC). No further actions advised.
- January 31, 2025 at 1803 hours, OCWA OIT Vincent Mucci, verbally notified Public Health Inspector, Shernette Clarke, with the Ministry of Health- Simcoe Muskoka District Health Unit. No further actions advised.
- February 3, 2025 at 1030 hours, OCWA PCT, Angela Pauze, verbally verified local MECP Inspector/Environmental Officer Aarne Salojarvi, was aware

of the incident.

- February 3, 2025 at 1219 hours, OCWA South Simcoe Senior Operations Manager (SOM), Charlie Bowler notified the Owner (the Township of Essa) via email of the incident.

There is a duty to notify and report any unauthorized deposits as per the Fisheries Act, so Environment Canada is copied on this written notification.

Please find attached a copy of the Environmental Incident Report for your records. Results from sampling will be shared once received from the lab.

If there are any further questions or comments, please let me know.

Kind regards,

Angela Pauzé (she/her)
Process & Compliance Technician
South Simcoe & Georgian Bay
Georgian Highlands Region

Cell: 705-715-7241
Tel: 705-429-2525
Fax: 705-429-7967
Email: apauze@ocwa.com

Ontario Clean Water Agency Environmental Incident Report

Facility ID: 5645

EIncidentReport

Facility Name: Angus Wastewater Treatment Plant & Collection System

Address: 147 Centre Street

City: Angus, Township of Essa

Province: Ontario

Postal Code: L0M 1B0

Date of Occurrence: 02/17/2025

Time of Occurrence: 11:30:00 AM

Nature of the Incident

Level 1 Contingency Level 2 Contingency Level 3 Contingency [Click here To Show the Definitions](#)

Incident affected: Air Water Land Nothing

What was discharged or emitted?

Chlorine

Oil/Diesel/Gas

Sodium Hypochlorite

Untreated or partly treated sewage

Calcium Chloride

Odours

Aluminum Compounds (Specify in Other) Water

Arsenic

Iron Coagulants

Fluoride

Other: _____

If this was a discharge, spill or emission...

If a liquid, approximately what quantity was released?: 1010000 Litres

If a gas, approximately what quantity was released?: _____

If a solid, approximately what quantity was released?: _____ Kg

What was the source of release?:

Secondary effluent bypassed filtration, but went through final disinfection

Where did the release go?:

Notawasaga River

If it entered a watercourse: Yes No

If it went off site: Yes No

Duration of the release?: 10 hours, 58 minutes

Is the release now stopped?: Yes No

Was there any damage? (i.e. property and/or environmental): Yes No N/A

If "Yes", describe below and fill out "Insurance Claim" report

Action(s) Taken

What actions were taken to control the incident?

- February 17, at 1200 hours OCWA staff manually opened automated valve on sludge slip tube that had automatically closed; waited for reject pit to return to normal operating level; started returning and manually backwashed filters; slowly brought filters back online
- February 17, at 1227 hours OCWA staff took samples as required under the facility ECA
- February 17, at 2020 hours OCWA staff stopped the backwash pump; manually opened automated valve on sludge slip tube that had automatically closed; waited for reject pit level to return to normal operating level; ran multiple manual backwash cycles; slowly brought disk filters back online
- February 17, at 23:45 hours OCWA staff took samples required under the facility ECA

What actions have been taken to remediate the incident?

- Coached Operators High Reject/WAS/RAS pit causes actuated clarifier slip tube valve to close automatically
- Relabelled the High Activated Sludge Wetwell Alarm to High Reject/WAS/RAS Pit Alarm (Clarifier Slip tube closed)

Was this a reportable spill or discharge?: Yes No

If "Yes", at what time was it first reported to the MOE?

February 20, 2025 at 13:23, Angela Pauze left a voicemail for Aarne Salojarvi to verify they were aware of the incident

Was it reported to the MOE district office?: Yes No

If "Yes", which office/location and who was the contact?: Barrie District Office

Was it reported to MOE SAC?: Yes No

If "Yes", at what time was it reported to MOE SAC?:

- February 17, 2025 at 1236 hours, OCWA Operator Hannah Flavelle verbally notified the Spills Action Centre (SAC). No further actions advised.
- February 18, 2025 at 08:55 hours, OCWA Operator Hannah Flavelle verbally notified the Spills Action Centre (SAC). No further actions advised.

Was it reported to Municipality?: Yes No

If "Yes", at what time was it reported to Municipality?:

February 18, 2025 at 10:20 Senior Operations Manager Charlie Bowler sent the Downstream User Notification to the Township of Essa

External Assistance/Involvement

Was corporate or area office assistance requested?: Yes No

If "Yes", was it received?: Yes No

Was external emergency assistance requested?: Yes No

If "Yes", from who?: Fire Department Equipment Suppliers Canutec
 Ambulance or Hospital MOE Coast Guard
 Police Municipality

Other: _____

Was there any media involvement?: Yes No

If "Yes", who?: _____

Was the public affected?: Yes No

If "Yes", how?: _____

Updated By: Angela Pauze 02/24/2025 11:54:32 AM

Comments:

SAC Reference Number: 1-HGRJJR
Facility: Angus WPCP
Works Number: 110003282
Bypass Location: Filter #2
Bypass Date & Time: February 17, 2025, from 11:30 hours to 16:43 and from 20:00 and 23:45
Duration: approximately 7 hours, 13 minute and 3 hours, 45 minutes; total: 10 hours, 58 minutes
Bypass Contents: Partially Treated, UV Disinfected Secondary Effluent
Approximate Volume: approximately 457 + 553 = 1010 m3

Incident Description

- On February 17, 2025 at 1134 hours, OCWA staff received a Filter General Alarm 1145 arrived on site to find Filter #1 overflowing into the UV channel due to Reject Pit High Level Alarm
- On February 17, 2025, at 2006 hours OCWA received a second alarm for Filter Reject Pit High Level Alarm. Upon arrival at 2015 hours, the OCWA on-call operator found filters overflowing into the UV channel due to Reject Pit High Level Alarm.

Immediate Actions Taken to Control Incident

- February 17, at 1200 hours OCWA staff manually opened automated valve on sludge slip tube that had automatically closed; waited for reject pit to return to normal operating level; started returning and manually backwashed

filters; slowly brought filters back online

- February 17, at 1227 hours OCWA staff took samples as required under the facility ECA
- February 17, at 2020 hours OCWA staff stopped the backwash pump; manually opened automated valve on sludge slip tube that had automatically closed; waited for reject pit level to return to normal operating level; ran multiple manual backwash cycles; slowly brought disk filters back online
- February 17, at 23:45 hours OCWA staff took samples required under the facility ECA

Further Preventative Actions

- Coached Operators High Reject/WAS/RAS pit causes actuated clarifier slip tube valve to close automatically
- Relabelled the High Activated Sludge Wetwell Alarm to High Reject/WAS/RAS Pit Alarm (Clarifier Slip tube closed)

Reporting

- February 17, 2025 at 1236 hours, OCWA Operator Hannah Flavelle verbally notified the Spills Action Centre (SAC), Environmental Officer Jonny Ho. Incident #1-HGRJJR assigned. No further actions advised.
- February 17 2025 at 17:35 hours, OCWA Operator Hannah Flavelle verbally notified Public Health Inspector Rachael Blackwell. No further actions required.
- February 18, 2025 at 10:20 Senior Operations Manager Charlie Bowler notified and sent the Downstream User Notification Form the Township of Essa
- February 18, 2025 at 08:55 hours, OCWA Operator Hannah Flavelle verbally notified the Spills Action Centre (SAC). No further actions advised.
- February 18 2025 at 09:12 hours, OCWA Operator Hannah Flavelle left a voicemail for the MOH SMDHU.
- February 18, 2025 at 12:30 hours, OCWA Operator Hannah Flavelle verbally notified the MOH SMDHU. No further actions required.
- February 20, 2025 at 13:23, Angela Pauze left a voicemail for local MECP inspector Aarne Salojarvi regarding the two bypasses.

Ontario Clean Water Agency Environmental Incident Report

Facility ID: 5645 EIncidentReport
Facility Name: Angus Wastewater Treatment Plant & Collection System
Address: 147 Centre Street, Angus
City: Township of Essa
Province: Ontario
Postal Code: L0M 1B0
Date of Occurrence: 01/31/2025
Time of Occurrence: 05:03:00 PM

Nature of the Incident

Level 1 Contingency Level 2 Contingency Level 3 Contingency [Click here To Show the Definitions](#)

Incident affected: Air Water Land Nothing

What was discharged or emitted?

- | | |
|--|--|
| <input type="checkbox"/> Chlorine | <input type="checkbox"/> Oil/Diesel/Gas |
| <input type="checkbox"/> Sodium Hypochlorite | <input checked="" type="checkbox"/> Untreated or partly treated sewage |
| <input type="checkbox"/> Calcium Chloride | <input type="checkbox"/> Odours |
| <input type="checkbox"/> Aluminum Compounds (Specify in Other) | <input type="checkbox"/> Water |
| <input type="checkbox"/> Arsenic | <input type="checkbox"/> Iron Coagulants |
| <input type="checkbox"/> Fluoride | |

Other: _____

If this was a discharge, spill or emission...

If a liquid, approximately what quantity was released?: 35000 Litres

If a gas, approximately what quantity was released?: _____

If a solid, approximately what quantity was released?: _____ Kg

What was the source of release?:

Filter #2 overflow

Where did the release go?:

Nottawasaga River

If it entered a watercourse: Yes No

If it went off site: Yes No

Duration of the release?: 25 minutes

Is the release now stopped?: Yes No

Was there any damage? (i.e. property and/or environmental): Yes No N/A

If "Yes", describe below and fill out "Insurance Claim" report

Action(s) Taken

What actions were taken to control the incident?

OCWA Operator isolated Filter #2, ran multiple manual backwash cycles, slowly brought Filter #2 back on line and took Grab Samples as per ECA.

What actions have been taken to remediate the incident?

Isolated disk filter #2 and ran multiple manual backwash cycles; slowly bringing disk filter #2 back online

Was this a reportable spill or discharge?: Yes No

If "Yes", at what time was it first reported to the MOE?

February 3, 2025 at 1030 hours, OCWA PCT, Angela Pauze, verbally verified local MECP Inspector/Environmental Officer Aarne Salojarvi, was aware of the incident.

Was it reported to the MOE district office?: Yes No

If "Yes", which office/location and who was the contact?: MECP Barrie District Office

Was it reported to MOE SAC?: Yes No

If "Yes", at what time was it reported to MOE SAC?:

January 31, 2025 at 1749 hours, OCWA Operator-in-Training (OIT), Vincent Mucci, verbally notified Environmental Officer Johnny Ho at the Spills Action Centre (SAC). No further actions advised.

Was it reported to Municipality?: Yes No

If "Yes", at what time was it reported to Municipality?:

February 3, 2025 at 1219 hours, OCWA South Simcoe Senior Operations Manager (SOM), Charlie Bowler notified the Owner (the Township of Essa) via email of the incident.

External Assistance/Involvement

Was corporate or area office assistance requested?: Yes No

If "Yes", was it received?: Yes No

Was external emergency assistance requested?: Yes No

If "Yes", from who?: Fire Department Equipment Suppliers Canotec
 Ambulance or Hospital MOE Coast Guard
 Police Municipality

Other: _____

Was there any media involvement?: Yes No

If "Yes", who?: _____

Was the public affected?: Yes No

If "Yes", how?: _____

Updated By: Angela Pauze 02/07/2025 02:29:48 PM

Comments:

Good Day,

This is the written notification concerning a Bypass Incident of Partially Treated, UV Disinfected Effluent at Angus WPCP on January 31, 2025.

SAC Reference Number: 1-GTF027

Facility: Angus WPCP

Works Number: 110003282

Bypass Location: Filter #2

Bypass Date & Time: January 31, 2025 from 1703 to 1729 hours

Duration: approximately 25 minutes

Bypass Contents: Partially Treated, UV Disinfected Secondary Effluent

Approximate Volume: approximately 35 m3

Incident Description

January 31, 2025 at 1703 hours Angus WWTP ALARM was received. OCWA On Call Operator arrived at 1709 hours to find Filter #2 overflowing.

Actions Taken to Control Incident

OCWA Operator isolated Filter #2, ran multiple manual backwash cycles, slowly brought Filter #2 back on line and took Grab Samples as per ECA.

Corrective Actions

Tuesday, February 4, 2025, Filter #2 corrective maintenance is scheduled.

Reporting

- January 31, 2025 at 1749 hours, OCWA Operator-in-Training (OIT), Vincent Mucci, verbally notified Environmental Officer Johnny Ho at the Spills Action Centre (SAC). No further actions advised.
- January 31, 2025 at 1803 hours, OCWA OIT Vincent Mucci, verbally notified Public Health Inspector, Shernette Clarke, with the Ministry of Health- Simcoe Muskoka District Health Unit. No further actions advised.
- February 3, 2025 at 1030 hours, OCWA PCT, Angela Pauze, verbally verified local MECP Inspector/Environmental Officer Aarne Salojarvi, was aware

of the incident.

- February 3, 2025 at 1219 hours, OCWA South Simcoe Senior Operations Manager (SOM), Charlie Bowler notified the Owner (the Township of Essa) via email of the incident.

There is a duty to notify and report any unauthorized deposits as per the Fisheries Act, so Environment Canada is copied on this written notification.

Please find attached a copy of the Environmental Incident Report for your records. Results from sampling will be shared once received from the lab.

If there are any further questions or comments, please let me know.

Kind regards,

Angela Pauzé (she/her)
Process & Compliance Technician
South Simcoe & Georgian Bay
Georgian Highlands Region

Cell: 705-715-7241
Tel: 705-429-2525
Fax: 705-429-7967
Email: apauze@ocwa.com

Ontario Clean Water Agency Environmental Incident Report

Facility ID: 5645 EIncidentReport
Facility Name: Angus Wastewater Treatment Plant & Collection System
Address: c/o 30 Woodland Drive
City: Town of Wasaga Beach
Province: Ontario
Postal Code: L9Z 2V4
Date of Occurrence: 04/03/2025
Time of Occurrence: 10:29:00 AM

Nature of the Incident

Level 1 Contingency Level 2 Contingency Level 3 Contingency [Click here To Show the Definitions](#)

Incident affected: Air Water Land Nothing

What was discharged or emitted?

- | | |
|--|--|
| <input type="checkbox"/> Chlorine | <input type="checkbox"/> Oil/Diesel/Gas |
| <input type="checkbox"/> Sodium Hypochlorite | <input checked="" type="checkbox"/> Untreated or partly treated sewage |
| <input type="checkbox"/> Calcium Chloride | <input type="checkbox"/> Odours |
| <input type="checkbox"/> Aluminum Compounds (Specify in Other) | <input type="checkbox"/> Water |
| <input type="checkbox"/> Arsenic | <input type="checkbox"/> Iron Coagulants |
| <input type="checkbox"/> Fluoride | |

Other: _____

If this was a discharge, spill or emission...

If a liquid, approximately what quantity was released?: 2598000 Litres

If a gas, approximately what quantity was released?: _____

If a solid, approximately what quantity was released?: _____ Kg

What was the source of release?:

Continuous Inclement weather (heavy rains, snowmelt) contributing to high flows towards the WPCP

Where did the release go?:

Nottawasaga River

If it entered a watercourse: Yes No

If it went off site: Yes No

Duration of the release?: 6 hours and 36 minutes

Is the release now stopped?: Yes No

Was there any damage? (i.e. property and/or environmental): Yes No N/A

If "Yes", describe below and fill out "Insurance Claim" report

Action(s) Taken

What actions were taken to control the incident?

OCWA Operator throttled the flows to slow the backwash
Operators performed filter maintenance backwash, and deep cleaning
Added sodium-hypochlorite to effluent during bypass event

What actions have been taken to remediate the incident?

Samples collected as per ECA requirements

Was this a reportable spill or discharge?: Yes No

If "Yes", at what time was it first reported to the MOE?

April 3, 2025 - 1527 hrs

Was it reported to the MOE district office?: Yes No

If "Yes", which office/location and who was the contact?: Barrie District Office - Phillip Sauer/Aarne

Was it reported to MOE SAC?: Yes No

If "Yes", at what time was it reported to MOE SAC?:

April 3, 2025 - 1700 hrs - Jessica Silva

Was it reported to Municipality?: Yes No

If "Yes", at what time was it reported to Municipality?:

April 4, 2025 - 1505 hrs

External Assistance/Involvement

Was corporate or area office assistance requested?: Yes No

If "Yes", was it received?: Yes No

Was external emergency assistance requested?: Yes No

If "Yes", from who?: Fire Department Equipment Suppliers Canutec
 Ambulance or Hospital MOE Coast Guard
 Police Municipality

Other: _____

Was there any media involvement?: Yes No

If "Yes", who?: _____

Was the public affected?: Yes No

If "Yes", how?: _____

Updated By: Lauren Orlovski 04/08/2025 08:57:45 AM

Comments:

RE: Angus WPCP - Bypass Notification (ENDED)
SAC Incident Number: 1-N8B037
Facility: Angus WPCP
Works Number: 110003282
Bypass Location: Bypassed Final Effluent Disk Filters
Bypass Date & Time: April 3, 2025 - 1029 hrs to 1705 hrs
Bypass Duration: 6 hrs and 36 mins
Bypass Contents: UV Disinfected, Partially Bypassed Tertiary Effluent
Volume: 2,598 m3
Discharge Location: Nottawasaga River

Incident Description

1. Continuous inclement weather (heavy rains, snowmelt) contributing to high flows towards the WPCP
2. April 3, 2025 - Operator received a High Filter Level Alarm, and upon arrival discovered flow bypassing the disk filters overflowing into the UV channel.

Corrective Actions

3. OCWA Operator redirected flows and wasted to the digester to allow for filter maintenance
4. Operators performed filter maintenance backwash and deep cleaning
5. Added sodium-hypochlorite to effluent during bypass event

Reporting/Notification to SAC/Health Unit/MECP

April 3, 2025

6. 1527 hrs - OCWA Senior Operations Manager Charlie Bowler verbally notified the Ministry of Environment Conservation and Parks (MECP) Inspector Phil Sauer and Aarne Salojarvi of the bypass event. No further actions required.
7. 1700 hrs - OCWA Senior Operations Manager Charlie Bowler verbally notified Spills Action Centre (SAC), Environmental Officer Jessica Silva of the bypass event. No further actions required.
8. 1705 hrs - OCWA Senior Operations Manager Charlie Bowler verbally notified Simcoe Muskoka District Health Unit (SMDHU), Public Health Inspector Madeline Bloxum of the bypass event. No further actions required.

April 4, 2025

9. 1505 hrs - OCWA Senior Operations Manager Charlie Bowler notified the Township of Essa of the bypass incident.

Please find attached a copy of the Environmental Incident Report for your records. A follow up email will be provided with the sample results once received.

Ontario Clean Water Agency Environmental Incident Report

Facility ID: 5645 EIncidentReport
Facility Name: Angus Wastewater Treatment Plant & Collection System
Address: c/o 30 Woodland Drive
City: Town of Wasaga Beach
Province: Ontario
Postal Code: L9Z 2V4
Date of Occurrence: 06/30/2025
Time of Occurrence: 02:29:36 PM

Nature of the Incident

Level 1 Contingency Level 2 Contingency Level 3 Contingency [Click here To Show the Definitions](#)

Incident affected: Air Water Land Nothing

What was discharged or emitted?

- | | |
|--|---|
| <input type="checkbox"/> Chlorine | <input type="checkbox"/> Oil/Diesel/Gas |
| <input type="checkbox"/> Sodium Hypochlorite | <input type="checkbox"/> Untreated or partly treated sewage |
| <input type="checkbox"/> Calcium Chloride | <input type="checkbox"/> Odours |
| <input type="checkbox"/> Aluminum Compounds (Specify in Other) | <input type="checkbox"/> Water |
| <input type="checkbox"/> Arsenic | <input type="checkbox"/> Iron Coagulants |
| <input type="checkbox"/> Fluoride | |

Other: Biosolids

If this was a discharge, spill or emission...

If a liquid, approximately what quantity was released?: 5000 Litres

If a gas, approximately what quantity was released?: _____

If a solid, approximately what quantity was released?: _____ Kg

What was the source of release?:

Failed bolt in the side of the biosolids tank causing a small hole

Where did the release go?:

Onto the land at the WWTP, beside Sludge Tank 1

If it entered a watercourse: Yes No

If it went off site: Yes No

Duration of the release?: 1 hour 9 minutes

Is the release now stopped?: Yes No

Was there any damage? (i.e. property and/or environmental): Yes No N/A

If "Yes", describe below and fill out "Insurance Claim" report

Action(s) Taken

What actions were taken to control the incident?

Transferred biosolids from Tank 1 to Tank 2
Contacted ROHES to provide inspection and repair of tank - to be completed in 1-2 weeks

What actions have been taken to remediate the incident?

Sludge tower level decreased below the hole in the tank

Was this a reportable spill or discharge?: Yes No

If "Yes", at what time was it first reported to the MOE?

1617 hrs - June 25, 2025

Was it reported to the MOE district office?: Yes No

If "Yes", which office/location and who was the contact?:

Was it reported to MOE SAC?: Yes No

If "Yes", at what time was it reported to MOE SAC?:

1617 hrs - June 25, 2025 Fatima Kabeen

Was it reported to Municipality?: Yes No

If "Yes", at what time was it reported to Municipality?:

June 26, 2025 - 1030 hrs

External Assistance/Involvement

Was corporate or area office assistance requested?: Yes No

If "Yes", was it received?: Yes No

Was external emergency assistance requested?: Yes No

If "Yes", from who?: Fire Department Equipment Suppliers Canutec
 Ambulance or Hospital MOE Coast Guard
 Police Municipality

Other: _____

Was there any media involvement?: Yes No

If "Yes", who?: _____

Was the public affected?: Yes No

If "Yes", how?: _____

Updated By: Lauren Orlovski 06/30/2025 02:37:46 PM

Comments:

This is a written notification regarding the Spill Incident of Biosolids from Sludge Tank 1 at the Angus WPCP on June 25, 2025.

RE: Angus WWTP - Spill Event Notification (ENDED)

Facility: Angus WPCP

Works: 110003282

Spill Location: On-site at the Angus WWTP, on land beside Sludge Tank 1

Spill Date & Time: June 25, 2025 at 1550 hrs

Duration: 1 hours and 9 minutes

Approximate Volume: 5 m3

Incident Description

- On June 25, 2025 an OCWA Operator observed a small quantity of Biosolids on the ground near Sludge Tank 1
- Upon investigation, operations determined that a leak was occurring from Sludge Tank 1 due to a failed bolt causing a small hole in the side of the tank.

Corrective Actions

- Transferred Biosolids from Sludge Tank 1 to Sludge Tank 2
- ROHES was contacted to arrange for Tank 1 cleanout and emptied for inspection and repair
- Once the tower level was below the hole causing the leak on Sludge Tank 1, the transfer was stopped to Sludge Tank 2.
- Sludge Tank 1 was inspected and repair will be completed in 1-2 weeks.

Reporting/Notification to SAC/Health Unit/MECP

June 25, 2025

- 1617 hrs - OCWA Operator Dan Trickett verbally notified Spills Action Centre (SAC) Fatima Kabeen of the spill event. No further actions required.
- 1705 hrs - OCWA Operator Dan Trickett verbally notified the Simcoe Muskoka District Health Unit, Hillary of the spill event. No further actions required.

June 26, 2025

- 1030 hrs - OCWA Senior Operations Manager Charlie Bowler notified the Township of Essa, Michael Mikael, CAO of the spill event.

Ontario Clean Water Agency Environmental Incident Report

Facility ID: 5645 EIncidentReport
Facility Name: Angus Wastewater Treatment Plant & Collection System
Address: 147 Centre Street
City: Angus
Province: Ontario
Postal Code: L0M1B5
Date of Occurrence: 07/23/2025
Time of Occurrence: 11:45:00 AM

Nature of the Incident

Level 1 Contingency Level 2 Contingency Level 3 Contingency [Click here To Show the Definitions](#)

Incident affected: Air Water Land Nothing

What was discharged or emitted?

- | | |
|--|--|
| <input type="checkbox"/> Chlorine | <input type="checkbox"/> Oil/Diesel/Gas |
| <input type="checkbox"/> Sodium Hypochlorite | <input checked="" type="checkbox"/> Untreated or partly treated sewage |
| <input type="checkbox"/> Calcium Chloride | <input type="checkbox"/> Odours |
| <input type="checkbox"/> Aluminum Compounds (Specify in Other) | <input type="checkbox"/> Water |
| <input type="checkbox"/> Arsenic | <input type="checkbox"/> Iron Coagulants |
| <input type="checkbox"/> Fluoride | |

Other: _____

If this was a discharge, spill or emission...

If a liquid, approximately what quantity was released?: 1434000 Litres

If a gas, approximately what quantity was released?: _____

If a solid, approximately what quantity was released?: _____ Kg

What was the source of release?:

Power Loss and Equipment Failure- Incident Description

1. On Tuesday, July 22, 2025 at approximately 1530 hrs the Angus WPCP experienced a loss of power. Hydro One investigated the issue and determined the loss of power was due to a malfunctioning transformer near the WPCP. A high voltage repair company was booked for the morning of July 23, 2025 to further investigate the issue. OCWA electrical staff believe the issue that a dropped phase and back-feed from another source is masking the issue. Plant was left on generator power overnight and fuel levels, functionality was tested. Only essential equipment to be run on the generator (Phase 2 power).
2. Wednesday, July 23, 2025 - At approximately 1148 hrs the plant lost all power due to a generator fail and the ongoing transformer issue. The generator fail was due to a blown coolant line/leak causing the

generator to overheat. The loss of power caused the plant to enter a bypass (no power to run essential equipment like the UVs, Disk Filters).

Where did the release go?:

Plant Outfall to the Nottawasaga River

If it entered a watercourse: Yes No

If it went off site: Yes No

Duration of the release?: Approx. 5 hrs and 00 mins

Is the release now stopped?: Yes No

Was there any damage? (i.e. property and/or environmental): Yes No N/A

If "Yes", describe below and fill out "Insurance Claim" report

Action(s) Taken

What actions were taken to control the incident?

Corrective Actions
1. Operations staff made repairs to the coolant line on the generator - completed July 23, 2025
2. Operations staff confirmed the generator is now operational and restored Phase 2 power (essential equipment only) to the WPCP - completed July 23, 2025
3. Samples taken of the wastewater secondary effluent and sent to SGS environmental laboratories for further analysis - completed July 23, 2025
4. Transformer issue was still on-going and the plant was running on Phase 2 generator power on July 23, 2025 between 1424 hrs to 2000 hrs.
5. Hydro/transformer issues was fixed and the WPCP power and operations returned to normal operations at 2000 hrs on July 23, 2025

What actions have been taken to remediate the incident?

Corrective Actions
1. Operations staff made repairs to the coolant line on the generator - completed July 23, 2025
2. Operations staff confirmed the generator is now operational and restored Phase 2 power (essential equipment only) to the WPCP - completed July 23, 2025
3. Samples taken of the wastewater secondary effluent and sent to SGS environmental laboratories for further analysis - completed July 23, 2025
4. Transformer issue was still on-going and the plant was running on Phase 2 generator power on July 23, 2025 between 1424 hrs to 2000 hrs.
5. Hydro/transformer issues was fixed and the WPCP power and operations returned to normal operations at 2000 hrs on July 23, 2025

Was this a reportable spill or discharge?: Yes No

If "Yes", at what time was it first reported to the MOE?

SAC: July 23, 2025 at 1429 hrs - OCWA operator verbally notified the notified Spills Action Centre (SAC), Environmental Officer Dhara Patel of the bypass event. No further actions advised.

Was it reported to the MOE district office?: Yes No

If "Yes", which office/location and who was the contact?: July 24, 2025 at 931 hrs - OCWA SPCM(A) Kristen Tilotta verbally spoke to Phillip Sauer (covering for Arne Salojarvi) the local Water Compliance Officer with the MECB Barrie District Office. No further actions advised

Was it reported to MOE SAC?: Yes No

If "Yes", at what time was it reported to MOE SAC?:

SAC: July 23, 2025 at 1429 hrs - OCWA operator verbally notified the notified Spills Action Centre (SAC), Environmental Officer Dhara Patel of the bypass event. No further actions advised

Was it reported to Municipality?: Yes No

If "Yes", at what time was it reported to Municipality?:

July 23, 2025 at 1540 hrs - OCWA Senior Operations Manager Charlie Bowler notified the Township of Essa of the bypass incident.

External Assistance/Involvement

Was corporate or area office assistance requested?: Yes No

If "Yes", was it received?: Yes No

Was external emergency assistance requested?: Yes No

If "Yes", from who?: Fire Department Equipment Suppliers Canutec
 Ambulance or Hospital MOE Coast Guard
 Police Municipality

Other: _____

Was there any media involvement?: Yes No

If "Yes", who?: _____

Was the public affected?: Yes No

If "Yes", how?: _____

Updated By: Kristen Tilotta 07/25/2025 12:47:39 PM

Comments:

RE: Angus WPCP - Bypass Notification (ENDED)

SAC Incident Number: I-P7FEP5
Facility: Angus WPCP
Works Number: 110003282
Bypass Location: Bypassed Final Effluent Disk Filters and UV
Bypass Date & Time: July 23, 2025 - 1145 hrs to 1424 hrs
Bypass Duration: 5 hrs and 00 mins
Bypass Contents: Secondary Effluent
Volume: 1434 m3
Discharge Location: Plant Outfall to the Nottawasaga River

Incident Description

1. On Tuesday, July 22, 2025 at approximately 1530 hrs the Angus WPCP experienced a loss of power. Hydro One investigated the issue and determined the loss of power was due to a malfunctioning transformer near the WPCP. A high voltage repair company was booked for the morning of July 23, 2025 to further investigate the issue. OCWA electrical staff believe the issue that a dropped phase and back-feed from another source is masking the issue. Plant was left on generator power overnight and fuel levels, functionality was tested. Only essential equipment to be run on the generator (Phase 2 power).
2. Wednesday, July 23, 2025 - At approximately 1148 hrs the plant lost all power due to a generator fail and the ongoing transformer issue. The generator fail was due to a blown coolant line/leak causing the generator to overheat. The loss of power caused the plant to enter a bypass (no power to run essential equipment like the UVs, Disk Filters).

Corrective Actions

1. Operations staff made repairs to the coolant line on the generator - completed July 23, 2025
2. Operations staff confirmed the generator is now operational and restored Phase 2 power (essential equipment only) to the WPCP - completed July 23, 2025
3. Samples taken of the wastewater secondary effluent and sent to SGS environmental laboratories for further analysis - completed July 23, 2025
4. Transformer issue was still on-going and the plant was running on Phase 2 generator power on July 23, 2025 between 1424 hrs to 2000 hrs.
5. Hydro/transformer issues was fixed and the WPCP power and operations returned to normal operations at 2000 hrs on July 23, 2025

Reporting/Notification to SAC/Health Unit/MECP July 23, 2025

1. 1429 hrs - OCWA operator verbally notified the notified Spills Action Centre (SAC), Environmental Officer Dhara Patel of the bypass event. No further actions advised.
2. 1450 hrs - OCWA operator verbally notified Simcoe Muskoka District Health Unit (SMDHU), Public Health Inspector Madeline Bloxam of the bypass event. No further actions advised.
3. 1540 hrs - OCWA Senior Operations Manager Charlie Bowler notified the Township of Essa of the bypass incident.
July 24, 2025
4. 0931 hrs - OCWA SPCM(A) Kristen Tilotta verbally spoke to Phillip Sauer (covering for Aarne Salojarvi) the local Water Compliance Officer with the MECP Barrie District Office. No further actions advised.

Ontario Clean Water Agency Environmental Incident Report

Facility ID: 5645 EIncidentReport
Facility Name: Angus Wastewater Treatment Plant & Collection System
Address: 147 Centre Street
City: Angus
Province: Ontario
Postal Code: L0M 1B5
Date of Occurrence: 08/18/2025
Time of Occurrence: 07:30:00 AM

Nature of the Incident

Level 1 Contingency Level 2 Contingency Level 3 Contingency [Click here To Show the Definitions](#)

Incident affected: Air Water Land Nothing

What was discharged or emitted?

- | | |
|--|---|
| <input type="checkbox"/> Chlorine | <input type="checkbox"/> Oil/Diesel/Gas |
| <input type="checkbox"/> Sodium Hypochlorite | <input type="checkbox"/> Untreated or partly treated sewage |
| <input type="checkbox"/> Calcium Chloride | <input type="checkbox"/> Odours |
| <input type="checkbox"/> Aluminum Compounds (Specify in Other) | <input type="checkbox"/> Water |
| <input type="checkbox"/> Arsenic | <input type="checkbox"/> Iron Coagulants |
| <input type="checkbox"/> Fluoride | |

Other: Biosolids Foam

If this was a discharge, spill or emission...

If a liquid, approximately what quantity was released?: 10000 Litres

If a gas, approximately what quantity was released?: _____

If a solid, approximately what quantity was released?: _____ Kg

What was the source of release?:

Incident Description

- On August 18, 2025 at 0730 hrs operators arrived on site and observed biosolids foam on the ground (in parking lot and around Sludge Transfer Building) from an overflow/spill that occurred from Sludge Tank 2
- Sludge Tank 1 is currently offline awaiting repairs so only Sludge Tank #2 is online and was at high levels. Staff were awaiting ROHES (Region of Huronia Environmental Services) to come and haul from the tank.
- Rainfall over the weekend, on August 17, 2025 added to high levels and caused the biosolids foam to be displaced from the tower and overflow into the overflow basin. Normally, the material would flow

into the RAS/WAS pit and be returned back to the headworks building but the foam was too thick that it blocked the line leading to the pit and overflowed onto the land/grass area and spill pad/paved area.

Where did the release go?:

On land/grass and paved area - Near the Sludge Transfer Building at the Angus WPCP. Material did not leave site or enter any watercourses

If it entered a watercourse: Yes No

If it went off site: Yes No

Duration of the release?: Unknown

Is the release now stopped?: Yes No

Was there any damage? (i.e. property and/or environmental): Yes No N/A

If "Yes", describe below and fill out "Insurance Claim" report

Action(s) Taken

What actions were taken to control the incident?

- Operations staff contacted ROHES for cleanup of spill area.
- ROHES arrived on site at 0920 hrs on August 18, 2025 and assisted staff with the cleanup of the area. Haulage was scheduled for August 19, 2025
- The pressure transducer in Sludge Tower #2 was replaced to provide more accurate readings of tower levels and allow for the high level alarm in the tower to function as intended.

What actions have been taken to remediate the incident?

- Operations staff contacted ROHES for cleanup of spill area.
- ROHES arrived on site at 0920 hrs on August 18, 2025 and assisted staff with the cleanup of the area. Haulage was scheduled for August 19, 2025
- The pressure transducer in Sludge Tower #2 was replaced to provide more accurate readings of tower levels and allow for the high level alarm in the tower to function as intended.

Was this a reportable spill or discharge?: Yes No

If "Yes", at what time was it first reported to the MOE?

MOE SAC: On August 18, 2025 at 1029 hrs - OCWA SPCM Kristen Tilotta verbally notified the Spills Action Centre (SAC) and spoke with Elaine Gold (Environmental Officer). Incident #1-PCDYYS generated. No further actions advised

Was it reported to the MOE district office?: Yes No

If "Yes", which office/location and who was the contact?: On August 18, 2025 at 1102 hrs - OCWA SPCM Kristen Tilotta verbally notified Aarne Salojarvi with the local MECP Barrie District Office. No further actions required.

Was it reported to MOE SAC?: Yes No

If "Yes", at what time was it reported to MOE SAC?:

On August 18, 2025 at 1029 hrs - OCWA SPCM Kristen Tilotta verbally notified the Spills Action Centre (SAC) and spoke with Elaine Gold (Environmental Officer). Incident #1-PCDYYS generated. No further actions advised

Was it reported to Municipality?: Yes No

If "Yes", at what time was it reported to Municipality?:

On August 18, 2025 at 0840 hrs - OCWA SOM, Michelle Neal verbally notified the Manager of Public Works - John Kolb with the Township of Essa of spill incident, voicemail left. Followed up verbally at 1121 hrs.

External Assistance/Involvement

Was corporate or area office assistance requested?: Yes No

If "Yes", was it received?: Yes No

Was external emergency assistance requested?: Yes No

If "Yes", from who?: Fire Department Equipment Suppliers Canutec
 Ambulance or Hospital MOE Coast Guard
 Police Municipality

Other: _____

Was there any media involvement?: Yes No

If "Yes", who?: _____

Was the public affected?: Yes No

If "Yes", how?: _____

Updated By: Kristen Tilotta 08/20/2025 09:05:08 AM

Comments:

RE: Angus WWTP - Spill Event Notification (ENDED)
SAC Incident Number: 1-PCDYYS
Facility: Angus WWTP
Works: 110003282
Spill Location: Onsite on land at the Angus WWTP, near the Sludge Transfer Building/Parking lot area. No material left the site or entered any waterways.
Spill Date & Time: Unknown, happened sometime between August 16 at 1600 hrs and August 18 at 0730 hrs. Discovered August 18, 2025 at 0730 hrs. Most likely

occurred on August 17, 2025 due to rainfall in the area.

Duration: Unknown

Approximate Volume: Estimate 10 m3

Incident Description

- On August 18, 2025 at 0730 hrs operators arrived on site and observed biosolids foam on the ground (in parking lot and around Sludge Transfer Building) from an overflow/spill that occurred from Sludge Tank 2
- Sludge Tank 1 is currently offline awaiting repairs so only Sludge Tank #2 is online and was at high levels. Staff were awaiting ROHES (Region of Huronia Environmental Services) to come and haul from the tank.
- Rainfall over the weekend, on August 17, 2025 added to high levels and caused the biosolids foam to be displaced from the tower and overflow into the overflow basin. Normally, the material would flow into the RAS/WAS pit and be returned back to the headworks building but the foam was too thick that it blocked the line leading to the pit and overflowed onto the land/grass area and spill pad/paved area.

Corrective Actions

- Operations staff contacted ROHES for cleanup of spill area.
- ROHES arrived on site at 0920 hrs on August 18, 2025 and assisted staff with the cleanup of the area. Haulage was scheduled for August 19, 2025
- The pressure transducer in Sludge Tower #2 was replaced to provide more accurate readings of tower levels and allow for the high level alarm in the tower to function as intended.

Reporting/Notification to SAC/Health Unit/MECP

August 18, 2025

- 0747 hrs - OCWA Operator Dan Trickett verbally notified OCWA SPCM Kristen Tilotta advising of spill incident.
- 0840 hrs - OCWA SOM, Michelle Neal verbally notified the Manager of Public Works - John Kolb with the Township of Essa of spill incident, voicemail left. Followed up verbally at 1121 hrs.
- 1029 hrs - OCWA SPCM Kristen Tilotta verbally notified the Spills Action Centre (SAC) and spoke with Elaine Gold (Environmental Officer). Incident #1-PCDYYS generated. No further actions advised
- 1047 hrs - OCWA SPCM Kristen Tilotta verbally notified the Simcoe Muskoka District Health Unit and spoke with Natalie Benoit (Public Health Inspector). No further actions required.
- 1102 hrs - OCWA SPCM Kristen Tilotta verbally notified Aarne Salojarvi with the local MECP Barrie District Office. No further actions required.

2025 Annual Performance Report

Appendix F

Notice of Modification to Sewage Works (Limited Operational Flexibility)



Notice of Modification to Sewage Works

Ministry of the Environment

RETAIN COPY OF COMPLETED FORM AS PART OF THE ECA AND SEND A COPY TO THE WATER SUPERVISOR (FOR MUNICIPAL PLANTS) OR DISTRICT MANAGER (FOR INDUSTRIAL PLANTS)

Part 1 – Environmental Compliance Approval (ECA) with Limited Operational Flexibility

(Insert the ECA's owner, number and issuance date and notice number, which should start with "01" and consecutive numbers thereafter)

ECA Owner	ECA number	Issuance Date (mm/dd/yy)	Notice number
Township of Essa	9480-A34QYG	04/11/15	1

Part 2 – Description of the modifications as part of the Limited Operational Flexibility

(Attach a detailed description of the sewage works)

XLR8: Highly concentrated, scientifically developed, naturally bio-energized waste degrader which uses the power of highly diverse strains of bacterial/enzymatic activity to efficiently break down organic waste.

On a weekly basis operations will brew 1 lb of XLR8 and add to the Digester(s) prior to transferring contents to the sludge storage tanks #1 and or #2 at the Angus WWTP.

MICROCAT – BioPOP: Slowly dissolve and release safe, naturally occurring microbes that can reduce odour and improve fat, oil and grease degradation.

To be suspended in Pumping Station No. 3 located at Mill Street and Commerce Road.

Description shall include:

1. A detail description above of the modifications and/or operations to the sewage works (e.g. sewage work component, location, size, equipment type/model, material, process name, etc.)
2. An assessment of the anticipated environmental effects
3. Updated versions of, or amendments to, all relevant technical documents required by this ECA that are affected by the modifications as applicable, e.g. site plan, design brief, drawings, emergency and spill prevention plan, etc.

Part 3 – Declaration by Professional Engineer

I hereby declare that I have verified the scope and technical aspects of this modification and confirm that the design:

1. Has been prepared or reviewed by a Professional Engineer who is licensed to practice in the Province of Ontario;
2. Has been designed in accordance with the Limited Operational Flexibility as described in the ECA;
3. Has been designed consistent with Ministry's Design Guidelines, adhering to engineering standards, industry's best management practices, and demonstrating ongoing compliance with s.53 of the Ontario Water Resources Act; and other appropriate regulations.

I hereby declare that to the best of my knowledge, information and belief the information contained in this form is complete and accurate

Name (Print)	PEO License Number
Hank Andres	100074097
Signature	Date (mm/dd/yy)
	05/05/2016
Name of Employer	
Ontario Clean Water Agency	

Part 4 – Declaration by Owner

I hereby declare that:

1. I am authorized by the Owner to complete this Declaration;
2. The Owner consents to the modification; and
3. This modifications to the sewage works are proposed in accordance with the Limited Operational Flexibility as described in the ECA.
4. The Owner has fulfilled all applicable requirements of the Environmental Assessment Act.

I hereby declare that to the best of my knowledge, information and belief the information contained in this form is complete and accurate

Name of Owner Representative (Print)	Owner representative's title (Print)
Dan Perreault	Manager of Public Works
Owner Representative's Signature	Date (mm/dd/yy)
	05/27/16

2025 Performance Assessment Report

Appendix G

2025 and 2026 Sampling Schedule & Requirements

2025 Sampling Calendar
Angus Water Pollution Control Plant (Org #5645)
Class II WWT Class II WWC -ECA #7826-BRPRAW

JANUARY						
M	T	W	TH	F	St	Su
		1	2	3	4	5
6	7	8-W;M	9	10	11	12
13	14	15-W	16	17	18	19
20	21	22-W	23	24	25	26
27	28	29-W	30	31		

FEBRUARY						
M	T	W	TH	F	St	Su
					1	2
3	4	5-W;M	6	7	8	9
10	11	12-W	13	14	15	16
17	18	19-W	20	21	22	23
24	25	26-W	27	28		

MARCH						
M	T	W	TH	F	St	Su
					1	2
3	4	5-W;M	6	7	8	9
10	11	12-W	13	14	15	16
17	18	19-W	20	21	22	23
24	25	26-W	27	28	29	30
31						

APRIL						
M	T	W	TH	F	St	Su
	1	2-W;M	3	4	5	6
7	8	9-W;A	10	11	12	13
14	15	16-W	17	18	19	20
21	22	23-W	24	25	26	27
28	29	30-W				

MAY						
M	T	W	TH	F	St	Su
			1	2	3	4
5	6	7-W;M	8	9	10	11
12	13	14-W	15	16	17	18
19	20	21-W	22	23	24	25
26	27	28-W	29	30	31	

JUNE						
M	T	W	TH	F	St	Su
						1
2	3	4-W;M	5	6	7	8
9	10	11-W	12	13	14	15
16	17	18-W	19	20	21	22
23	24	25-W	26	27	28	29
30						

Stat Holiday/Weekend
Sample Day

W=Weekly; M=Monthly; A=Annual;

If you are NOT able to sample on the scheduled day, call your PCT as soon as possible

2025 Sampling Calendar
Angus Water Pollution Control Plant (Org #5645)
Class II WWT Class II WWC -ECA #7826-BRPRAW

JULY						
M	T	W	TH	F	St	Su
	1	2-W;M	3	4	5	6
7	8	9-W	10	11	12	13
14	15	16-W	17	18	19	20
21	22	23-W	24	25	26	27
28	29	30-W	31			

AUGUST						
M	T	W	TH	F	St	Su
				1	2	3
4	5	6-W;M	7	8	9	10
11	12	13-W	14	15	16	17
18	19	20-W	21	22	23	24
25	26	27-W	28	29	30	31

SEPTEMBER						
M	T	W	TH	F	St	Su
1	2	3-W;M	4	5	6	7
8	9	10-W	11	12	13	14
15	16	17-W	18	19	20	21
22	23	24-W	25	26	27	28
29	30					

OCTOBER						
M	T	W	TH	F	St	Su
		1-W;M	2	3	4	5
6	7	8-W	9	10	11	12
13	14	15-W	16	17	18	19
20	21	22-W	23	24	25	26
27	28	29-W	30	31		

NOVEMBER						
M	T	W	TH	F	St	Su
					1	2
3	4	5-M;W	6	7	8	9
10	11	12-W	13	14	15	16
17	18	19-W	20	21	22	23
24	25	26-W	27	28	29	30

DECEMBER						
M	T	W	TH	F	St	Su
1	2	3-W;M	4	5	6	7
8	9	10-W	11	12	13	14
15	16	17-W	18	19	20	21
22-W	23	24	25	26	27	28
29-W	30	31				

Stat Holiday/Weekend
Sample Day

W=Weekly; M=Monthly; A=Annual;

If you are NOT able to sample on the scheduled day, call your PCT as soon as possible

2026 Laboratory Sampling Requirements: **ANGUS Water Pollution Control Plant**

Class II WWT & Class II WWC -ECA #7826-BRPRAW

Org #: 5645, Works #:110003282

Revised: 2025-12-22

Frequency	Timeframe	Source	Parameters
WEEKLY	Every Thursday ^c	Final Effluent (24hr Composite)	CBOD ₅ , TSS, TP, NH ₃ + NH ₄ (TAN), TKN, Nitrate as Nitrogen, Nitrite as Nitrogen
		Final Effluent (Grab)	E.Coli, pH, Temperature
		Final Effluent (Calculated)	Un-ionized Ammonia
MONTHLY	First Thursday of each Month	Aerobic Sludge ^a (Grab)	TS, TP, TAN. Nitrate as Nitrogen, Metal Scan (Arsenic, Cadmium, Cobalt, Chromium, Copper, Lead, Mercury, Molybdenum, Nickel, Potassium, Selenium, Zinc), Ecoli
MONTHLY	First Thursday of each Month	Influent (24hr Composite)	BOD ₅ , TSS, TP, TKN
Annual^b	Second Thursday of April	Final Effluent (Grab)	Rainbow Trout Single Concentration

Unless specified, samples listed are required under ECA #7826-BRPRAW

Specific sample dates for this calendar year are included in the Sampling Calendar and take into consideration stat holidays etc.

^aECA minimum requirements is Quarterly; Sludge is sampled and analyzed according to Section 98.0.3 of the Nutrient Management Act, 2002. Note: Two samples shall be taken during the two-month period before the transfer date. At least one of them shall be taken during the one-month period before the transfer date. More frequent sampling may be required depending on the transfer date. Preference is to take sample monthly.

^bReference Wastewater Systems Effluent Regulations (WSER) Section 11(1). Sampling frequency based on the total effluent deposited from the previous calendar year (>2,500 to ≤50,000 m³/day). Angus WPCP qualifies for the reduced sampling (yearly) frequency for Acute Lethality Testing under WSER regulations (11(6)).

^cUnder the ECA, Section 9((1(d.)) a schedule for sampling shall be created, and revised and updated every year through rotation of the day of the week/month for the scheduled sampling program

As per the ECA NUMBER 7826-BRPRAW, Section 9(c) i. Weekly means once every week; ii. Bi-weekly means once every two weeks; iii. Monthly means once every month; iv. Quarterly means once every three months

2026 Sampling Calendar
Angus Water Pollution Control Plant (Org #5645)
Class II WWT Class II WWC -ECA #7826-BRPRAW

JANUARY						
Su	M	T	W	TH	F	Sa
				1	2	3
4	5	6	7	8-M/W	9	10
11	12	13	14	15-W	16	17
18	19	20	21	22-W	23	24
25	26	27	28	29-W	30	31

FEBRUARY						
Su	M	T	W	TH	F	Sa
1	2	3	4	5-M/W	6	7
8	9	10	11	12-W	13	14
15	16	17	18	19-W	20	21
22	23	24	25	26-W	27	28

MARCH						
Su	M	T	W	TH	F	Sa
1	2	3	4	5-M/W	6	7
8	9	10	11	12-W	13	14
15	16	17	18	19-W	20	21
22	23	24	25	26-W	27	28
29	30	31				

APRIL						
Su	M	T	W	TH	F	Sa
			1-M/W	2	3	4
5	6	7	8	9-W/A	10	11
12	13	14	15	16-W	17	18
19	20	21	22	23-W	24	25
26	27	28	29	30-W		

MAY						
Su	M	T	W	TH	F	Sa
					1	2
3	4	5	6	7-M/W	8	9
10	11	12	13	14-W	15	16
17	18	19	20	21-W	22	23
24	25	26	27	28-W	29	30
31						

JUNE						
Su	M	T	W	TH	F	Sa
	1	2	3	4-M/W	5	6
7	8	9	10	11-W	12	13
14	15	16	17	18-W	19	20
21	22	23	24	25-W	26	27
28	29	30				

Stat Holiday/Weekend
Sample Day

W=Weekly (Effluent); M=Monthly (Raw, Sludge); A=Annual (Acute Lethality);

If you are NOT able to sample on the scheduled day, call your PCT as soon as possible

Annual Sampling Date

2026 Sampling Calendar
Angus Water Pollution Control Plant (Org #5645)
Class II WWT Class II WWC -ECA #7826-BRPRAW

JULY						
Su	M	T	W	TH	F	Sa
			1	2-M/W	3	4
5	6	7	8	9-W	10	11
12	13	14	15	16-W	17	18
19	20	21	22	23-W	24	25
26	27	28	29	30-W	31	

AUGUST						
Su	M	T	W	TH	F	Sa
						1
2	3	4	5	6-M/W	7	8
9	10	11	12	13-W	14	15
16	17	18	19	20-W	21	22
23	24	25	26	27-W	28	29
30	31					

SEPTEMBER						
Su	M	T	W	TH	F	Sa
		1	2	3-M/W	4	5
6	7	8	9	10-W	11	12
13	14	15	16	17-W	18	19
20	21	22	23	24-W	25	26
27	28	29	30			

OCTOBER						
Su	M	T	W	TH	F	Sa
				1-M/W	2	3
4	5	6	7	8-W	9	10
11	12	13	14	15-W	16	17
18	19	20	21	22-W	23	24
25	26	27	28	29-W	30	31

NOVEMBER						
Su	M	T	W	TH	F	Sa
1	2	3	4	5-M/W	6	7
8	9	10	11	12-W	13	14
15	16	17	18	19-W	20	21
22	23	24	25	26-W	27	28
29	30					

DECEMBER						
Su	M	T	W	TH	F	Sa
		1	2	3-M/W	4	5
6	7	8	9	10-W	11	12
13	14	15	16	17-W	18	19
20	21	22	23-W	24	25	26
27	28	29	30-W	31		

Stat Holiday/Weekend
Sample Day

W=Weekly (Effluent); **M**=Monthly (Raw, Sludge);

If you are NOT able to sample on the scheduled day, call your PCT as soon as possible